



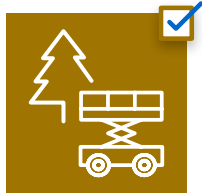
# USE THIS CHECKLIST WHEN RENTING AERIAL LIFTS

When you're ready to rent a boom or scissor lift, run through this list with your rental provider so they can recommend the best equipment for the project.\*



## APPLICATION TYPE

Whether you are planning to use the machine on a single job or multiple jobs could determine how flexible the model needs to be. For example, do you want a scissor lift to do stocking, order picking and repairs—or just one of those? Some equipment offers the versatility to perform various kinds of work in different environments.



## INDOOR, OUTDOOR OR BOTH

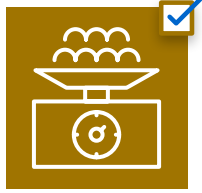
While most warehouse work occurs inside, there are outside tasks like maintenance and repairs. Talk with your rep about where you want to work so they can factor in jobsite considerations including machine weight, emissions, terrain and slope.



## JOBSITE CONDITIONS

On a related note, jobsite considerations such as noise and emissions restrictions, narrow aisles or working on a finished floor, make a difference when renting equipment. Make sure to let your rental provider know of any specific jobsite conditions.

\*These are equipment-related tips and do not cover other business or financial questions you may have when renting.



## CAPACITY

Estimate how much weight you'll need the machine to lift—people and material—so that you ensure you have the capacity you need.



## SAFETY FEATURES

Make sure your equipment rental meets your safety requirements. If you're working at height, fall prevention features are especially important. For example, all Genie® 6- and 8-foot boom platforms come standard with eight approved lanyard attachment points, allowing operators to work outside of the platform with a double lanyard system while maintaining 100% tie-off. Also, the [Genie Fall Arrest Bar](#) has a sliding horizontal track that allows the operator to tie off and move freely outside of the platform using a single 6-foot shock-absorbing lanyard.



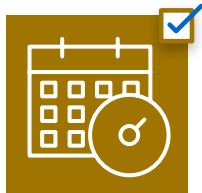
## MACHINE TRAINING

Safe operation of any MEWP starts with proper training. Some manufacturers, [including Genie](#), offer high-quality operator training and train-the-trainer courses to ensure that you are operating the equipment properly and safely. Your rental partner may have been trained by the manufacturers themselves on equipment and accessories.



## ACCESSORIES

What specific needs do you have in order to accomplish the work you need to do? Sharing this information with your rental provider will allow them to help you determine if your crews would benefit from any accessories. For example, [Genie Lift Tools™ Access Deck](#) for scissors and booms gives operators a secondary surface to elevate them above the platform floor to access hard-to-reach areas.



## RENTAL PERIOD

How long the equipment is required could impact serviceability and storage. For extended needs, it may also be worth comparing rental versus purchase costs with your equipment provider to determine the most cost-effective approach.

Use this checklist and your Genie dealer's expertise to get the best machine for your job.

Find your dealer at [genielift.com/en/find-a-dealer](https://genielift.com/en/find-a-dealer).