

TECH TIPS

Service Call:

Unit starts and runs from ground controls but will not engage starter at platform controls.

Tools Needed:

Full body harness

Model:

Z80,S125,Z135




Step 1

At the ground controls, turn key switch to Platform controls and pull E-stop out.

At the platform controls, pull out E-stop and press the engine start button.

If the button does not beep while engaged then replace the touch pad.


If the button does beep but the LED does not come on proceed to Step 2.



Step 2

Unplug the foot switch and press the engine start button. If unit starts and runs, repair or replace the foot switch.

If unit does not start, proceed to step 3.




Step 3

Note: Perform this step while wearing a full body harness.

Plug the foot switch back in and engage the foot switch.
Engage the Primary Boom up joystick without enabling the auxiliary button.

If the Primary Boom starts to raise then the auxiliary button is defective and the touch pad needs to be replaced.

If the unit still fails to start after the touch pad is replaced then contact the AWP Service Dept. at 1800-536-1800.



Step 4