

### Specifications

| Models                                | S-60 X / S-60 XC |         | S-65        |         |
|---------------------------------------|------------------|---------|-------------|---------|
| Measurements                          | US               | Metric  | US          | Metric  |
| Working height maximum*               | 64 ft 4 in       | 19.79 m | 71 ft       | 21.81 m |
| Platform height maximum               | 58 ft 4 in       | 17.79 m | 65 ft       | 19.81 m |
| Horizontal reach maximum              | 50 ft 10 in      | 15.48 m | 56 ft 2 in  | 17.10 m |
| Below ground reach                    | 5 ft 7 in        | 1.70 m  | 8 ft 11 in  | 2.72 m  |
| <b>A</b> Platform length              | 3 ft             | 0.91 m  | 3 ft        | 0.91 m  |
| <b>B</b> Platform width               | 8 ft             | 2.44 m  | 8 ft        | 2.44 m  |
| <b>C</b> Height - stowed              | 8 ft 11 in       | 2.72 m  | 8 ft 11 in  | 2.72 m  |
| Height - stowed Trax                  | 9 ft 1 in        | 2.77 m  | 9 ft 1 in   | 2.77 m  |
| <b>D</b> Length - stowed              | 27 ft 9 in       | 8.46 m  | 30 ft 11 in | 9.42 m  |
| Length - transport (jib tucked under) | —                | —       | 25 ft       | 7.60 m  |
| <b>E</b> Width (with standard tires)  | 8 ft 2 in        | 2.49 m  | 8 ft 2 in   | 2.49 m  |
| Width - Trax                          | 8 ft 6 in        | 2.59 m  | 8 ft 6 in   | 2.59 m  |
| <b>F</b> Wheelbase                    | 8 ft 3 in        | 2.50 m  | 8 ft 3 in   | 2.50 m  |
| <b>G</b> Ground clearance - center    | 1 ft 2.5 in      | 0.37 m  | 1 ft 2.5 in | 0.37 m  |
| - Trax center                         | 1 ft 5 in        | 0.43 m  | 1 ft 5 in   | 0.43 m  |

### Productivity

|                               |                      |               |                      |          |
|-------------------------------|----------------------|---------------|----------------------|----------|
| Lift capacity - X             | 500 lbs/1000 lbs     | 227 kg/454 kg | 500 lbs              | 227 kg   |
| - XC                          | 750 lbs/1250 lbs     | 340 kg/567 kg |                      |          |
| Platform rotation             | 160°                 |               | 160°                 |          |
| Vertical jib rotation         | —                    |               | 135°                 |          |
| Turntable rotation            | 360° continuous      |               | 360° continuous      |          |
| Turntable tailswing           | 4 ft                 | 1.22 m        | 4 ft                 | 1.22 m   |
| Drive speed - 4WD stowed      | 3.0 mph              | 4.8 km/h      | 3.0 mph              | 4.8 km/h |
| - Trax stowed                 | 2.3 mph              | 3.7 km/h      | 2.3 mph              | 3.7 km/h |
| - raised or extended          | 0.68 mph             | 1.1 km/h      | 0.68 mph             | 1.1 km/h |
| Gradeability - 2WD - stowed** | 30%                  |               | 30%                  |          |
| - 4WD - stowed**              | 45%                  |               | 45%                  |          |
| Turning radius - inside       | 7 ft 9 in            | 2.36 m        | 7 ft 9 in            | 2.36 m   |
| - outside                     | 18 ft 2 in           | 5.5 m         | 18 ft 2 in           | 5.5 m    |
| - Trax option inside          | 12 ft                | 3.66 m        | 12 ft                | 3.66 m   |
| - Trax option outside         | 22 ft 3 in           | 6.8 m         | 22 ft 3 in           | 6.8 m    |
| Controls                      | 12 V DC proportional |               | 12 V DC proportional |          |
| Tires - RT Lug                | 355/55D 625          |               | 355/55D 625          |          |

### Power

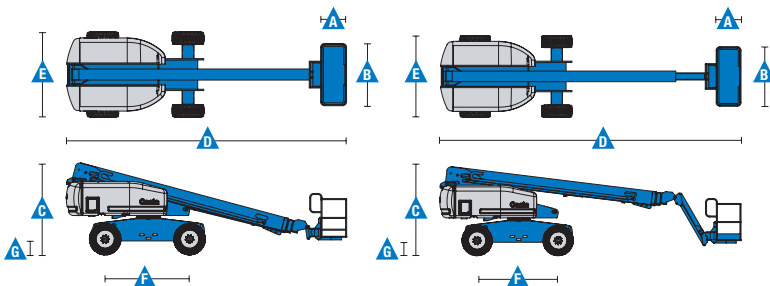
|                             |   |         |   |         |
|-----------------------------|---|---------|---|---------|
| Power source                | 49 hp (36.54 kW) Deutz diesel T4f D2.9L4          |         | 49 hp (36.54 kW) Perkins diesel T4f 404D-22 |         |
|                             | 74 hp (55.18 kW) Deutz turbo diesel T4i D2011L04i |         | 60 hp (44.74 kW) Ford gas/LPG MSG425        |         |
| Auxiliary power unit        | 12 V DC   |         | 12 V DC                                     |         |
| Hydraulic tank capacity     | 45 gal  | 170 L   | 45 gal                                      | 170 L   |
| Fuel tank capacity - diesel | 35 gal  | 132 L   | 35 gal                                      | 132 L   |
| - gas                       | 30 gal  | 113.6 L | 30 gal                                      | 113.6 L |

### Weight\*\*\*

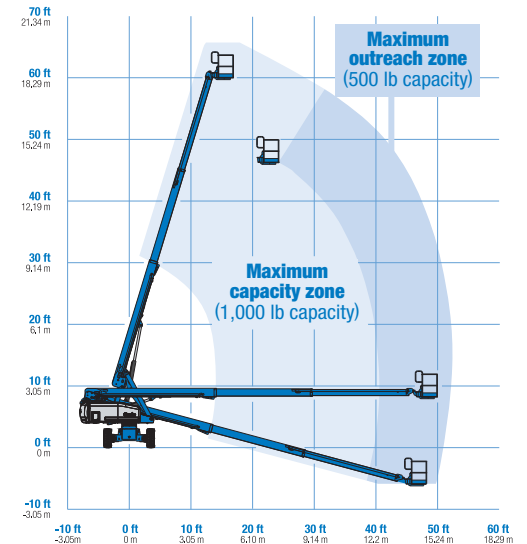
|        |            |           |            |           |
|--------|------------|-----------|------------|-----------|
| 2WD    | 20,572 lbs | 9,331 kg  | 22,100 lbs | 10,024 kg |
| 4WD    | 20,742 lbs | 9,408 kg  | 22,270 lbs | 10,102 kg |
| Trax   | 25,420 lbs | 11,530 kg | 26,960 lbs | 12,229 kg |
| XC**** | 21,967 lbs | 9,964 kg  |            |           |

### Standards Compliance

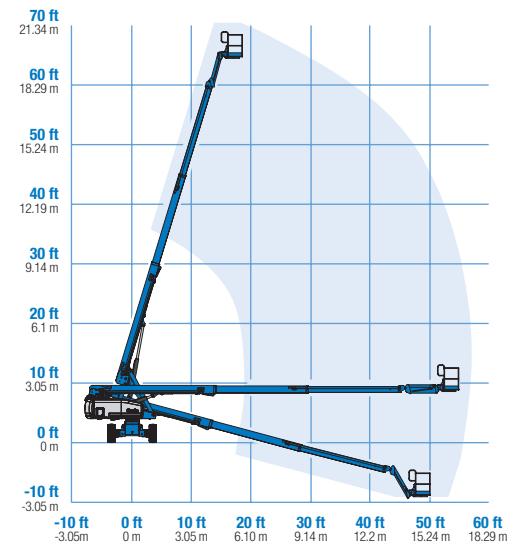
ANSI A92.5, CSA B354.4, EN 280, AS 1418.10



### Range Of Motion S-60 X



### Range Of Motion S-65 (500 lb capacity)



\* The metric equivalent of working height adds 2 m to platform height. U.S. adds 6 ft to platform height.

\*\* Gradeability applies to driving on slopes, see operator's manual for details regarding slope ratings.

\*\*\* Weight will vary depending on slope, see operator's manual for details regarding slope ratings.

\*\*\*\* S-60 XC not available with track system

### Features

| Standard Features | Easily Configured To Meet Your Needs | Options & Accessories |
|-------------------|--------------------------------------|-----------------------|
|-------------------|--------------------------------------|-----------------------|

#### Measurements

##### S-60 X

- 64 ft 4 in (19.79 m) working height
- 50 ft 10 in (15.48 m) horizontal reach
- 500 lbs (227 kg) unrestricted and 1000 lbs (454 kg) restricted lift capacity

##### S-60 XC

- 64 ft 4 in (19.79 m) working height
- 50 ft 10 in (15.48 m) horizontal reach
- 750 lbs (340 kg) unrestricted and 1250 lbs (680 kg) restricted lifting capacity

##### S-65

- 71 ft (21.81 m) working height
- 56 ft 2 in (17.10 m) horizontal reach
- 500 lbs (227 kg) lift capacity

#### Productivity

- Self-leveling platform
- 160° hydraulic platform rotation
- Proportional joystick controls
- Fuel select switch on platform and ground control panels (Gas/LPG models)
- Drive enable
- AC power cord to platform
- Horn
- Hour meter
- Tilt alarm
- Descent alarm
- 360° continuous turntable rotation
- Positive traction drive
- Two speed wheel motors
- Telematics ready connector
- Entry Toeboard
- Lift Guard™ Contact Alarm

#### Power

- 12 V DC auxiliary power
- Anti-restart engine protection
- Auto engine fault shutdown
- Swing out engine tray
- Intake air heater (Deutz engine)

#### Platform Options

- Steel 8 ft (2.44 m) tri entry with side swing gate (standard)
- Steel 6 ft (1.83 m) dual entry with side swing gate
- Steel 4 ft (1.22 m)

#### Jib Options

- Non-jib (S-60 only)
- 5 ft (1.52 m) jib boom (S-65 only)

#### Engine Options

- 49 hp (36.54 kW) Deutz diesel T4f\* (standard)
- 49 hp (36.54 kW) Perkins diesel T4f\*
- 74 hp (55.18 kW) Deutz turbo diesel T4f\*
- 60hp (44.74 kW) Ford gas/LPG

#### Drive Options

- 2WD
- 4WD (standard)

#### Axle Options

- Active oscillation (4WD)
- Non-oscillating (2WD)

#### Tire Options

- Rough terrain air-filled (standard)
- Rough terrain foam-filled
- Rough terrain non-marking (air or foam-filled)
- High flotation air-filled
- Sealant treated air-filled
- Trax (track system)

#### Productivity Options

- Half-mesh platform inserts
- Platform top auxiliary rail
- Welder Ready package
- Air line to platform
- Hydraulic oil cooler†
- Specialty hydraulic oil (cold weather, fire resistant, or biodegradable)
- Hostile environment kit
- Deluxe hostile environment kit
- Aircraft protection package (6 ft platform)
- Thumb rocker steer
- Alarm package
- Panel cradle package
- Lockable platform control box covers
- Second battery
- Tow package
- Work light package
- Operator Protective Structure\*\*\*\*\*
- Fall Arrest Bar

#### Power Options

- Engine gauge package\*\*\*
- AC generator packages (110V/-220V/50Hz, 3000W)
- Cold Weather Packages
- Diesel scrubber/muffler (catalytic muffler)\*\*\*\*
- LPG tank 33.5 lbs (15.19 kg) capacity
- Intake air pre-cleaner\*\*\*\*\*



\* Also available as Tier 4i in limited regions  
 \*\* Available only with Track system option  
 \*\*\* Available only with Ford engine  
 \*\*\*\* Available only with Tier4i diesel engines  
 \*\*\*\*\* Available through aftermarket parts only  
 † Standard on 4WD

#### Genie United States

6464 185th Ave. NE  
 Redmond, WA 98052  
 Telephone +1 (425) 881-1800  
 Toll Free in USA/Canada +1 (800)-536-1800  
 Fax +1 (425) 883-3475

#### Distributed By:

Effective Date: January, 2017. Product specifications and prices are subject to change without notice or obligation. The photographs and/or drawings in this document are for illustrative purposes only. Refer to the appropriate Operator's Manual for instructions on the proper use of this equipment. Failure to follow the appropriate Operator's Manual when using our equipment or to otherwise act irresponsibly may result in serious injury or death. The only warranty applicable to our equipment is the standard written warranty applicable to the particular product and sale and we make no other warranty, express or implied. Products and services listed may be trademarks, service marks or trade names of Terex Corporation and/or their subsidiaries in the USA and many other countries. Terex, Genie and AWP are registered trademarks of Terex Corporation or its subsidiaries. © 2017 Terex Corporation.