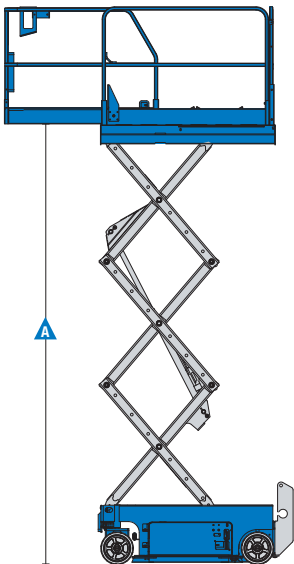
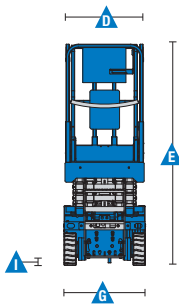
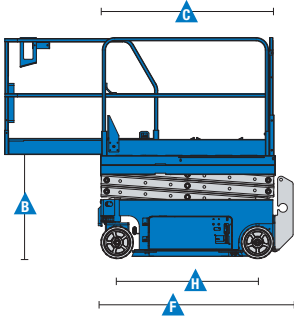


Self-Propelled Scissor Lifts

GS™ -1530 & GS-1930

Specifications



Models	GS-1530		GS-1930	
Measurements	US	Metric	US	Metric
Working height maximum*	21 ft	6.57 m	25 ft	7.79 m
A Platform height maximum	15 ft	4.57 m	19 ft	5.79 m
B Platform height stowed	3 ft 2.in	.97 m	3 ft 4 in	1.00 m
C Platform length - outside	5 ft 4 in	1.63 m	5 ft 4 in	1.63 m
extended	8 ft 4 in	2.54 m	8 ft 4 in	2.54 m
Slide-out platform extension deck	3 ft	0.91 m	3 ft	0.91 m
D Platform width - outside	2 ft 5 in	0.74 m	2 ft 5 in	0.74 m
Guardrail height: fixed rails	3 ft 3 in	0.99 m	3 ft 3 in	0.99 m
folding rails	3 ft 7 in	1.10 m	3 ft 7 in	1.10 m
Toeboard height	6 in	0.15 m	6 in	0.15 m
E Height-stowed: fixed rails	6 ft 5 in	1.96 m	6 ft 7 in	2.00 m
folding rails	6 ft 8 in	2.03 m	6 ft 11 in	2.11 m
rails folded	5 ft 8 in	1.73 m	5 ft 9 in	1.75 m
F Length-stowed	6 ft	1.83 m	6 ft	1.83 m
Length-stowed extended	8 ft 11 in	2.74 m	8 ft 11 in	2.74 m
G Width	2 ft 6 in	0.76 m	2 ft 6 in	0.76 m
H Wheelbase	4 ft 4 in	1.32 m	4 ft 4 in	1.32 m
I Ground clearance-center	2.4 in	6 cm	2.4 in	6 cm
- with pothole guards deployed	0.75 in	2 cm	0.75 in	2 cm

Productivity

Maximum platform occupancy**	2		2	
Lift capacity	600 lbs	272 kg	500 lbs	227 kg
Lift capacity - extension deck	250 lbs	113 kg	250 lbs	113 kg
Drive height	full height		full height	
Drive speed - stowed	2.5 mph	4.0 km/h	2.5 mph	4.0 km/h
Drive speed - raised	0.5 mph	0.8 km/h	0.5 mph	0.8 km/h
Gradeability - stowed***	30%		25%	
Turning radius - inside	zero		zero	
Turning radius - outside	5 ft 1 in	1.55 m	5 ft 1 in	1.55 m
Raise / lower speed	16 / 22 sec	16 / 22 sec	16 / 22 sec	16 / 22 sec
Controls	proportional		proportional	
Drive	dual front wheel		dual front wheel	
Multiple disc brakes	dual rear wheel		dual rear wheel	
Tires - solid non-marking	12 x 4.5 in	30.5 x 11.5 cm	12 x 4.5 in	30.5 x 11.5 cm

Power

Power source	24 V DC (four 6 V 225 Ah batteries)			
Hydraulic system capacity	3.8 gal	14.2 L	3.8 gal	14.2 L

Weight****

ANSI, CSA	2,575 lbs	1,168 kg	2,702 lbs	1,226 kg
-----------	-----------	----------	-----------	----------

Standards Compliance

ANSI A92.6, CSA B354.2, CE Compliance, AS 1418.10

* The metric equivalent of working height adds 2 m to platform height. U.S. adds 6 ft to platform height.

** Gradeability applies to driving on slopes, see operator's manual for details regarding slope ratings.

*** Weight will vary depending on options and/or country standards.

Features

Standard Features

Measurements

GS-1530

- 21 ft (6.57 m) working height
- Up to 600 lbs (272 kg) lift capacity

GS-1930

- 25 ft (7.79 m) working height
- Up to 500 lbs (227 kg) lift capacity

Productivity

- 64 x 29 in (1.63 x .74 m) steel platform
- Fixed rail with chain entry gate
- 36 in (.91 m) extension deck
- Drive at full height
- Dual front wheel drive
- SmartLink™ - proportional lift and drive
- Universal 20 amp smart charger
- Rear recessed charger receptacle
- Up to 30% gradeability
- Platform control with battery charge indicator and diagnostic display
- On-board diagnostic system
- AC power to platform
- Lanyard attachment points
- Manual platform lowering valve
- Emergency stop at both platform and ground controls
- Rear wheel multiple disc brakes
- Front wheel hydraulic dynamic braking
- Manual hydraulic brake release
- Swing-out component trays
- Solid non-marking tires
- Pothole guards
- Tilt level sensor with audible alarm
- Descent alarm
- Electronic horn
- Hour meter
- Motion alarm

Power

- 24 V DC (four 6 V 225 Ah batteries)

Options & Accessories

Productivity Options

- Folding rails with half-height swing gate
- Platform swing gate, half-height
- Air line to platform
- Dual flashing LED beacons
- Automotive horn*
- Biodegradable hydraulic fluid

Power Options

- Power inverter (120 V/60 Hz)*
- EE rating
- AGM maintenance-free batteries



* Not available with EE rating

Genie United States

6464 185th Ave. NE
Redmond, WA 98052
Telephone +1 (425) 881-1800
Toll Free in USA/Canada +1 (800)-536-1800
Fax +1 (425) 883-3475

Distributed By:



Effective Date: May, 2018. Product specifications and prices are subject to change without notice or obligation. The photographs and/or drawings in this document are for illustrative purposes only. Refer to the appropriate Operator's Manual for instructions on the proper use of this equipment. Failure to follow the appropriate Operator's Manual when using our equipment or to otherwise act irresponsibly may result in serious injury or death. The only warranty applicable to our equipment is the standard written warranty applicable to the particular product and sale and we make no other warranty, express or implied. Products and services listed may be trademarks, service marks or trade names of Terex Corporation and/or their subsidiaries in the USA and many other countries. Terex, Genie and AWP are registered trademarks of Terex Corporation or its subsidiaries. © 2018 Terex Corporation.