

Specifications

Models	S-80 HF		S-85 HF	
Measurements	US	Metric	US	Metric
Working height maximum*	86 ft	26.21 m	91 ft	27.74 m
Platform height maximum	80 ft	24.38 m	85 ft	25.91 m
Horizontal reach maximum	68 ft 6 in	20.88 m	72 ft 6 in	22.10 m
Below ground reach	5 ft 6 in	1.68 m	8 ft 8 in	2.64 m
A Platform length - 8 ft model	3 ft	0.91 m	3 ft	0.91 m
Platform length - 6 ft model	2 ft 6 in	0.76 m	2 ft 6 in	0.76 m
B Platform width - 8 ft model	8 ft	2.44 m	8 ft	2.44 m
Platform width - 6 ft model	6 ft	1.83 m	6 ft	1.83 m
C Height - stowed	9 ft 2 in	2.80 m	9 ft 2 in	2.80 m
D Length - stowed	37 ft 1 in	11.23 m	40 ft 7 in	12.37 m
Length - transport (jib tucked under)	_____	_____	33 ft 8 in	10.25 m
E Width	8 ft 6 in	2.59 m	8 ft 6 in	2.59 m
F Wheelbase	9 ft 4 in	2.85 m	9 ft 4 in	2.85 m
G Ground clearance - center	15.8 in	40 cm	15.8 in	40 cm

Productivity

Maximum lift capacity - unrestricted	600 lb	272 kg	600 lb	272 kg
- restricted	1,000 lb	454 kg	1,000 lb	454 kg
Platform rotation	160°		160°	
Vertical jib rotation	_____		133°	
Turntable rotation	360° continuous		360° continuous	
Turntable tailswing	5 ft 3 in	1.6 m	5 ft 3 in	1.6 m
Drive speed - stowed	3.0 mph	4.8 km/h	3.0 mph	4.8 km/h
- raised/extended	0.5 mph	0.2 m/s	0.5 mph	0.2 m/s
Gradeability - stowed**	45%		45%	
Tilt sensor activation	front to back: 4.5° and side to side: 4.5°			
Turning radius: inside	12 ft	3.66 m	12 ft	3.66 m
outside	21 ft 6 in	6.55 m	21 ft 6 in	6.55 m
Controls	12V DC proportional		12V DC proportional	
Tires - High Flotations	Air filled 41/18LL x 22.5, 20 ply		Air filled 41/18LL x 22.5, 20 ply	

Power

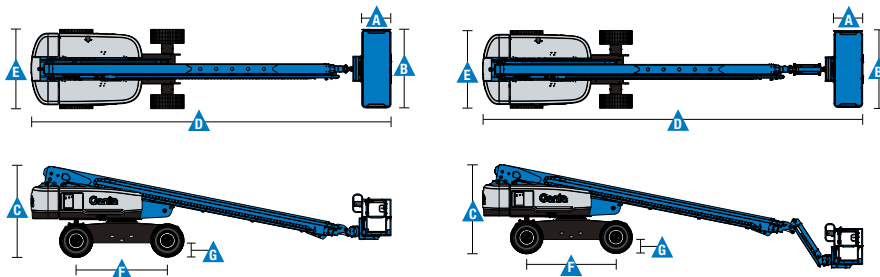
Power source	74 hp (55 kW) Deutz turbo diesel, Tier 4f, 2.9 L 58 hp (43.25 kW) Perkins turbo diesel, Tier 4, 404D-22T 70 hp (52.2 kW) GM gas/LPG 3.0L			
Auxiliary power unit	12V DC		12V DC	
Hydraulic tank capacity	40 gal	150 L	40 gal	150 L
Fuel tank capacity - diesel	35 gal	132 L	35 gal	132 L
- gas/LPG	30 gal	114 L	30 gal	114 L

Weight***

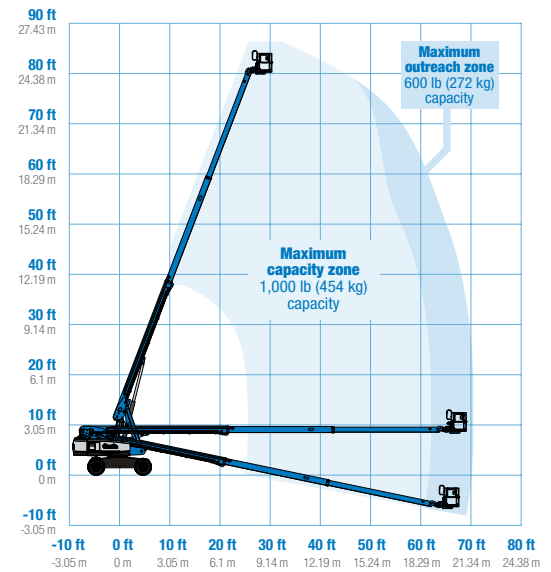
	35,500 lb	16,103 kg	38,000 lb	17,237 kg
--	-----------	-----------	-----------	-----------

Standards Compliance

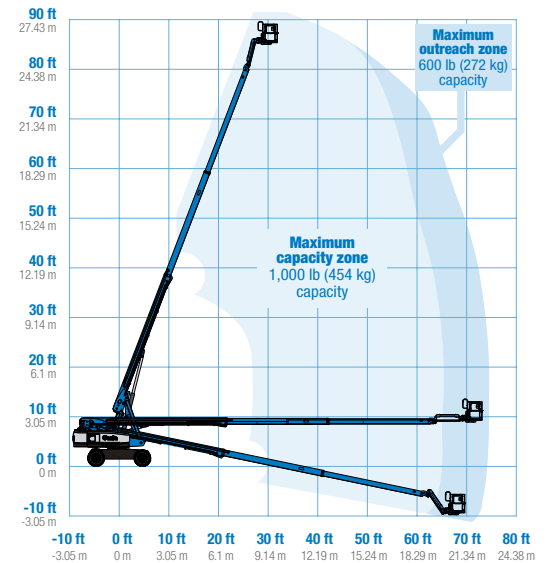
ANSI A92.20, CSA B354.6, EN 280, AS 1418.10



Range Of Motion S-80 HF



Range Of Motion S-85 HF



* The metric equivalent of working height adds 2 m to platform height. U.S. adds 6 ft to platform height.

** Gradeability applies to driving on slopes. See operator's manual for details regarding slope ratings.

*** Weight will vary depending on options and/or country standards.

Features

Standard Features

Measurements

S-80 HF

- 86 ft (26.38 m) working height
- 68 ft 6 in (20.88 m) horizontal reach
- 600 lb (272 kg) unrestricted and 1,000 lb (454 kg) restricted lift capacity

S-85 HF

- 91 ft (27.74 m) working height
- 72 ft 6 in (22.10 m) horizontal reach
- 600 lb (272 kg) unrestricted and 1,000 lb (454 kg) restricted lift capacity

Productivity

- Self-leveling platform
- 160° hydraulic platform rotation
- Proportional joystick controls
- Drive enable
- AC power cord to platform
- Horn
- Hour meter
- Tilt alarm
- Descent alarm
- 360° continuous turntable rotation
- Positive traction four wheel drive
- Two speed wheel motors
- Platform Load sense system
- Entry Toeboard
- Hydraulic oil cooler
- Alarm package
- Lift Tools™ Work Tray
- Lift Connect™ Telematics
- Lift Guard™ Contact Alarm
- Active oscillation

Power

- 12V DC auxiliary power
- Anti-restart engine protection
- Auto engine fault shutdown

Easily Configured To Meet Your Needs

Platform Options

- Steel 6 ft (1.83 m) dual entry with side swing gate
- Steel 8 ft (2.44 m) tri-entry with side swing gate (standard)

Jib Options

- Non-jib (S-80 HF only)
- 5 ft (1.52 m) jib boom (S-85 HF only)

Engine Options

- 74 hp (55.18 kW) Deutz turbo diesel T4f* (standard)
- 58 hp (43.25 kW) Perkins turbo diesel T4f*
- 70 hp (52.2 kW) GM gas/LPG

Options & Accessories

Productivity Options

- Lift Guard Platform Mesh - Half
- Lift Guard Platform Mesh - Full
- Lift Guard Platform Mesh - Screen (8ft platform only)
- Platform top auxiliary rail
- Lift Power™
 - 3 kW AC Generator
 - 12 kW 240 V / 60 Hz Welder Ready package
 - 12 kW Welder Equipped, Select Lincoln or Miller (12 kW options include a fire extinguisher and fireproof sleeves)
- Lift Tools Access Deck*
- Lift Tools Expo Installer*
- Air line to platform
- Specialty hydraulic oil (cold weather, fire resistant, or biodegradable)
- Hostile environment kit
- Deluxe hostile environment kit
- Aircraft protection package (6 ft platform only)
- Thumb rockersteer
- Panel cradle package
- Lockable platform control box covers
- Tow package
- Work light package
- Operator Protective Structure**
- Fall Arrest Bar

Power Options

- Cold Weather Packages
- Diesel scrubber/muffler (catalytic muffler)
- LPG tank only, steel, 33.5 lb (15.19 kg) capacity
- Intake air pre-cleaner
- Positive air shutoff system (Deutz engine only)

* Also available as Tier 4i in limited regions

** Available through aftermarket parts only



Genie United States

6464 185th Ave. NE
Redmond, WA 98052
Telephone +1 (425) 881-1800
Toll Free in USA/Canada +1 (800)-536-1800
Fax +1 (425) 883-3475

Distributed By:

