

# Genie® S®-60 J

## Specifications

Models	S-60 J	
Measurements	US	Metric
Working height max. <sup>(1)</sup>	66 ft 10 in	20.50 m
Platform height max.	60 ft 10 in	18.50 m
Horizontal reach max.	40 ft 6 in	12.30 m
<b>A</b> Platform length (8 ft/6 ft)	3 ft/2 ft 6 in	0.91 m/0.76 m
<b>B</b> Platform width (8 ft/6 ft)	8 ft/6 ft	2.44 m/1.83 m
<b>C</b> Height - stowed (tires)	8 ft 10 in	2.69 m
<b>D</b> Length - stowed (tires)	31 ft 10 in	9.70 m
<b>D</b> Length - storage/transport (jib tucked under)	23 ft 6 in	7.16 m
<b>E</b> Width (tires)	8 ft 2 in	2.49 m
<b>F</b> Wheelbase	8 ft	2.44 m
<b>G</b> Ground clearance - center (tires)	1 ft 10 in	0.56 m
<b>H</b> Height under counterweight	3 ft 4 in	1.02 m

## Productivity

Lift capacity max. - unrestricted	660 lb	300 kg
Number of Platform Occupants	2	
Platform rotation	160°	
Jib length	6 ft	1.83 m
Vertical jib rotation (up/down)	130°	
Turntable rotation	353°	
Turntable tailswing	5 ft 2 in	1.57 m
Drive speed - stowed (tires)	3 mph	4.82 km/h
Drive speed - raised (tires)	0.68 mph	1.1 km/h
Gradeability - stowed <sup>(2)</sup>	45%	
Tilt sensor activation (front to back/side to side)	5°/5°	
Turning radius - inside/outside (tires)	8 ft 1 in/18 ft 5 in	2.46 m/5.61 m
Tires	315/55D20	

## Power

Power	Diesel	
Hydraulic tank capacity	21 gal	79 L
Fuel tank capacity	30 gal	114 L

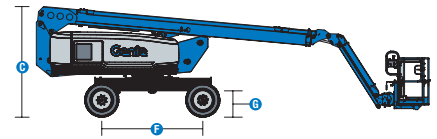
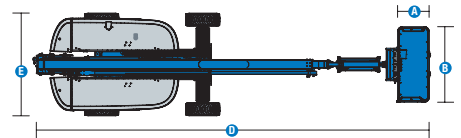
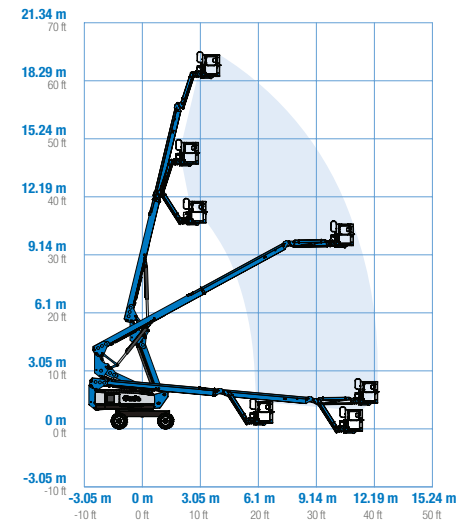
## Weight<sup>(3)</sup> and Floor Loading<sup>(4)</sup>

Weight (tires)	16,650 lb	7,550 kg
Tire contact pressure	85 psi	585 kPa
Occupied floor pressure (tires)	215 psf	10.28 kPa

## Sound and Vibration Levels

Sound Pressure level (ground workstation)	83 dBA
Sound Pressure level (platform workstation)	77 dBA
Vibrations	< 2.5 m/s <sup>2</sup>

## Range of motion S-60 J



(1) The metric equivalent of working height adds 2 m to platform height. The imperial equivalent adds 6 ft to platform height.

(2) Gradeability applies to driving on slopes and may vary depending on options and machine configurations. See operator's manual for details regarding slope ratings.

(3) Weight refers to standard configuration and may vary depending on options and/or country standards.

(4) Floor loading information is approximate and may vary depending on options and machine configurations. It should be used only with adequate safety factors.

# Genie® S®-60 J

## SKU: Standard Model

- **S60J0001AF0005:** S-60 J, 4WD

\* Build to Order

Option availability		S	S+	BtO
Power	24 hp, 18 kW, Kubota D1105, Diesel, T4i/T4f, Stage IIIA/V, CN III	✓	✓	✓
	Cold weather package			○
	Diesel air intake pre-cleaner			○
	Positive air shutdown system			○
	Anti-restart engine protection	✓	✓	✓
	Auto engine fault shutdown	✓	✓	✓
	In cylinder glow plug (diesel only)	✓	✓	✓
Platform	6ft/1.83m dual-entry platform with side swing gate			○
	8ft/2.44m tri-entry platform with side swing gate	✓	✓	
	6ft/1.83m Aircraft protection platform with sliding mid-rail			○
	6ft/1.83m Aircraft protection platform with side swing gate			○
	Dual axis joystick steering	✓	✓	✓
	Thumb rocker steering			○
	Air line to platform			○
	Control box covers			○
	Lift Guard Full Mesh panels			○
	Lift Guard Half Mesh panels			○
	Light Package: drive and work lights			○
	Platform auxiliary top rail			○
	Lift Power 3kW AC Generator, 110V/60Hz			○
	Lift Power 3kW AC Generator, 220V/50Hz			○
	Lift Power 12kW Welder Ready			○
	Drive enable system	✓	✓	✓
	Horn	✓	✓	✓
	Lift Guard Contact Alarm	✓	✓	✓
	Lift Tools Work Tray	✓	✓	✓
	Platform load sense system	✓	✓	✓
	Proportional controls	✓	✓	✓
	Self-leveling platform	✓	✓	✓
Chassis	Lift Connect Telematics			○
	Lift Connect with Access Manager upgrade			○
	Biodegradable hydraulic oil			○
	Cold weather hydraulic oil			○
	Fire resistant hydraulic oil			○
	Rough terrain, foam-filled tires	✓	✓	✓
	Rough terrain, foam-filled, non-marking tires			○
	Deluxe hostile environment kit			○
	Hostile environment kit			○
	Active oscillating axle	✓	✓	✓
	Alarm package: includes flashing beacon and travel alarm	✓	✓	✓
	Descent, tilt and motion alarm	✓	✓	✓
	Dual battery system	✓	✓	✓
	Hydraulic oil cooler	✓	✓	✓
	Positive traction drive	✓	✓	✓
	Tech Pro Link connector	✓	✓	✓
	Wheel motors 2 speed	✓	✓	✓

- S Standard
- S+ Standard +
- BtO Build to Order
- ✓ Standard Features
- Options



660lb/300kg Capacity Jib



Low Transport Weight



Simple Design & Maintenance



### Genie Genuine Accessories<sup>(1)</sup>

- Lift Tools Productivity Tools
- Tech Pro Link Handheld Device

(1) More accessories available from Genie Genuine Parts.

Product specifications are subject to change without notice or obligation. Photographs and/or drawings herein are for illustrative purposes only. Refer to the appropriate Operator's Manual for instructions on proper equipment use. Failure to follow instructions in the Operator's Manual may result in serious injury or death. The only warranty applicable to our equipment is the standard written warranty applicable to the particular product and sale and we make no other warranty, express or implied. Products and services listed may be trademarks, service marks or trade names of Terex Corporation and/or their subsidiaries in the USA and many other countries. Terex, Genie, Quality By Design, Xtra Capacity, Lift Power, Lift Guard, Lift Tools, Lift Connect and Tech Pro Link are registered trademarks of Terex Corporation or its subsidiaries.

04/22