

Genie® SX™ -180

Specifications

Models	SX-180	
Measurements	US	Metric
Working height max. ⁽¹⁾	186 ft	56.86 m
Platform height max.	180 ft	54.86 m
Horizontal reach max.	80 ft	24.38 m
Below ground reach	2 ft	0.61 m
A Platform length	3 ft	0.91 m
B Platform width	8 ft	2.44 m
C Height - stowed	10 ft	3.05 m
D Length - stowed	53 ft 1 in	16.18 m
D Length - storage/transport (jib tucked under)	42 ft 8 in	13 m
E Width (axles retracted)	8 ft 2 in	2.49 m
E Width (axles extended)	16 ft 6 in	5.03 m
F Wheelbase (axles retracted)	16 ft 6 in	5.03 m
F Wheelbase (axles extended)	15 ft 6 in	4.72 m
G Ground clearance - center	1 ft 3 in	0.38 m
H Height under counterweight	4 ft 1 in	1.24 m

Productivity

Lift capacity max. - unrestricted	750 lb	340 kg
Number of Platform Occupants	2	
Platform rotation	160°	
Jib length	10 ft	3.05 m
Vertical jib rotation (up/down)	135°	
Horizontal jib rotation	60°	
Turntable rotation	360°	
Turntable tailswing (axles retracted)	3 ft 9 in	1.14 m
Turntable tailswing (axles extended)	3 ft 6 in	1.07 m
Drive speed - stowed	2.3 mph	3.7 km/h
Drive speed - raised	0.4 mph	0.65 km/h
Gradeability - stowed ⁽²⁾	35%	
Tilt sensor activation (front to back/side to side)	4.5° / 3°	
Turning radius - inside/outside (axle retracted)	20 ft 7 in / 28 ft 1 in	6.28 m / 8.56 m
Turning radius - inside/outside (axle extended)	9 ft 11 in / 24 ft 1 in	3.02 m / 7.34 m
Tires	445D50/710	

Power

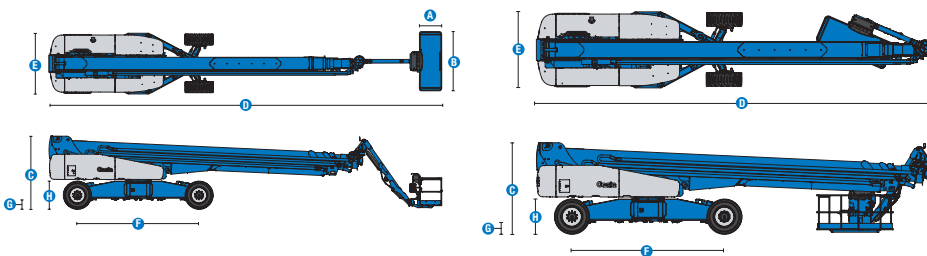
Power		Diesel
Hydraulic tank capacity	110 gal	416 L
Fuel tank capacity	50 gal	189.3 L

Weight⁽³⁾ and Floor Loading⁽⁴⁾

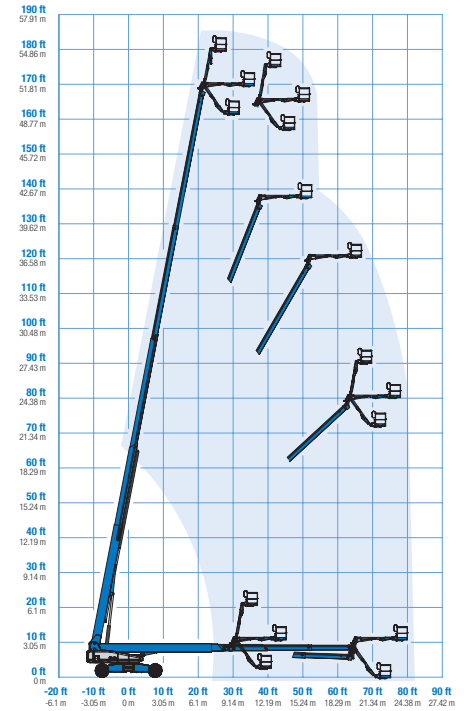
Weight	55,000 lb	24,948 kg
Tire contact pressure	130 psi	896 kPa
Occupied floor pressure, axles retracted/ extended	337 psf / 175 psf	16.12 kPa / 8.39 kPa

Sound and Vibration Levels

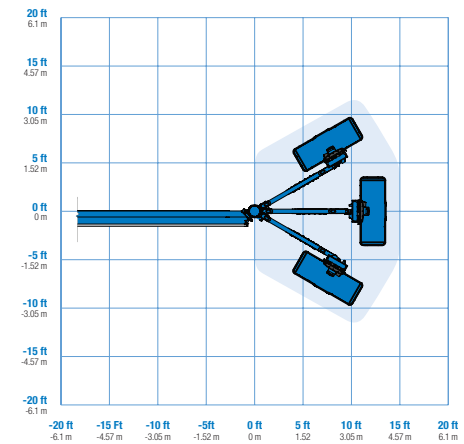
Sound Pressure level (ground workstation)	91 dBA
Sound Pressure level (platform workstation)	75 dBA
Vibrations	< 2.5 m/s ²



Range of motion SX-180



Jib range of motion SX-180



(1) The metric equivalent of working height adds 2 m to platform height. The imperial equivalent adds 6 ft to platform height.
 (2) Gradeability applies to driving on slopes and may vary depending on options and machine configurations. See operator's manual for details regarding slope ratings.
 (3) Weight refers to standard configuration and may vary depending on options and/or country standards.
 (4) Floor loading information is approximate and may vary depending on options and machine configurations. It should be used only with adequate safety factors.

Genie® SX™ -180

SKU: Standard Model

- **SX180001CI0006:** SX-180, Stage IIIA, 220V, 7.5kW AC Generator, 4WD
- **SX180001CD0005:** SX-180, 110V, 7.5kW AC Generator, 4WD
- **SX180001CV0001:** SX-180, 220V, 7.5kW AC Generator, 4WD

* Build to Order

Option availability		S	S+	BtO
Power	74 hp, 55 kW, Deutz TD2011, Turbo Diesel, T4i/Stage IIIA/CN III			○
	74 hp, 55 kW, Deutz TCD2.2L, Turbo Diesel, Stage V	✓	✓	✓
	Cold weather package		○	○
	Diesel air intake pre-cleaner			○
	Diesel catalytic scrubber muffler (T4i/Stage IIIA/CN III)			○
	Positive air shutdown system			○
	Anti-restart engine protection	✓	✓	✓
	Auto engine fault shutdown	✓	✓	✓
	In cylinder glow plug (diesel only)	✓	✓	✓
Platform	8ft/2.44m tri-entry platform with side swing gate	✓	✓	✓
	Dual axis joystick steering			○
	Thumb rocker steering	✓	✓	✓
	Air line to platform			○
	Control box covers	✓	✓	
	Lift Guard Full Mesh panels			○
	Lift Guard Half Mesh panels			○
	Light Package: drive and work lights			○
	7.5kW AC Generator 110V/50Hz			○
	7.5kW AC Generator 220V/50Hz			○
	10 ft/3.05 m Rotating Jib	✓	✓	✓
	4 Steering modes	✓	✓	✓
	750lb/340kg lift capacity	✓	✓	✓
	Active oscillating axle	✓	✓	✓
	Drive enable system	✓	✓	✓
	Horn	✓	✓	✓
	Lift Guard Contact Alarm	✓	✓	✓
Lift Tools Work Tray	✓	✓	✓	
Platform load sense system	✓	✓	✓	
Proportional controls	✓	✓	✓	
Self-leveling platform	✓	✓	✓	
Slew ring cover ring guard	✓	✓	✓	
Chassis	Lift Connect Telematics	✓	✓	✓
	Lift Connect with Access Manager upgrade		○	○
	Eco32 biodegradable hydraulic oil		○	○
	Rough terrain, foam-filled tires	✓	✓	✓
	Hostile environment kit			○
	Chassis tilt lift function cut-out		○	○
	Alarm package: includes flashing beacon and travel alarm	✓	✓	✓
	Descent, tilt and motion alarm	✓	✓	✓
	Dual battery system	✓	✓	✓
	Hour meter	✓	✓	✓
	Hydraulic oil cooler	✓	✓	✓
	Positive traction drive	✓	✓	✓
Tech Pro Link connector	✓	✓	✓	
Wheel motors 2 speed	✓	✓	✓	
XChassis extendable axles	✓	✓	✓	

Positive air shutdown system for Stage V only

- S Standard
- S+ Standard +
- BtO Build to Order
- ✓ Standard Features
- Options




Stability



750lb/340kg Lift Capacity



Rotating Jib 10ft/3.05m



Genie Genuine Accessories⁽¹⁾

- Lift Tools Productivity Tools
- Lift Connect Telematics
- Tech Pro Link Handheld Device

(1) More accessories available from Genie Genuine Parts.

Product specifications are subject to change without notice or obligation. Photographs and/or drawings herein are for illustrative purposes only. Refer to the appropriate Operator's Manual for instructions on proper equipment use. Failure to follow instructions in the Operator's Manual may result in serious injury or death. The only warranty applicable to our equipment is the standard written warranty applicable to the particular product and sale and we make no other warranty, express or implied. Products and services listed may be trademarks, service marks or trade names of Terex Corporation and/or their subsidiaries in the USA and many other countries. Terex, Genie, Quality By Design, Xtra Capacity, Lift Power, Lift Guard, Lift Tools, Lift Connect and Tech Pro Link are registered trademarks of Terex Corporation or its subsidiaries.