

## Specifications

Model	GTH™-1056	
Measurements	US	Metric
Maximum lift height	56 ft 7 in	17.25 m
Maximum forward reach	42 ft	12.80 m
<b>A</b> Height, stowed	8 ft 6 in	2.59 m
<b>B</b> Length, stowed (without forks)	22 ft 6 in	6.86 m
Width	8 ft 6 in	2.59 m
<b>C</b> Wheelbase	11 ft 6 in	3.50 m
<b>D</b> Ground clearance, center	1 ft 3 in	0.38 m
<b>E</b> Ground clearance, axle	1 ft 6 in	0.46 m
Fork cross section	2.25 x 4 in	57 x 101 mm

## Productivity

Maximum lift capacity	10,000 lbs	4,536 kg
Lift capacity at maximum height	5,000 lbs	2,268 kg
Lift capacity at maximum reach	3,000 lbs	1,361 kg
Raise/Lower boom	15/12 sec	
Extend/Retract	23/30 sec	
Frame leveling	10° side to side	
Drive speed: 74 hp Powershift	15 mph	
74 hp CVT	19 mph	
120 hp Powershift	18 mph	
Draw bar pull: 74hp Powershift	21,340 lbs	9,679 kg
74hp CVT	22,700 lbs	10,296 kg
120hp Powershift	23,110 lbs	10,482 kg
Turning radius, outside (4WS)	13 ft 3 in	4.04 m
Auxiliary hydraulic flow	2-15 gpm	7.6-56.8 lpm
Auxiliary hydraulic pressure	3,200 psi	220 bar
Tires, standard size	Genie Enduro A/T 400/75-28	

## Power

Power source	Deutz TCD 3.6 L Tier 4f 74 HP (55 kW)	
Electrical system	System voltage 12 volt	
	Alternator 95 amp	
	Battery 1000 CCA at 0°F (-18°C)	
Hydraulic tank capacity	27 gal	102.2 L
Hydraulic system capacity (w/tank)	52 gal	189.2 L
Fuel tank capacity	30 gal	113.6 L

## Weight\*

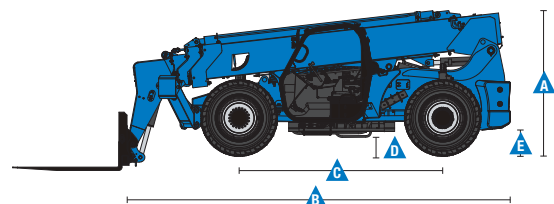
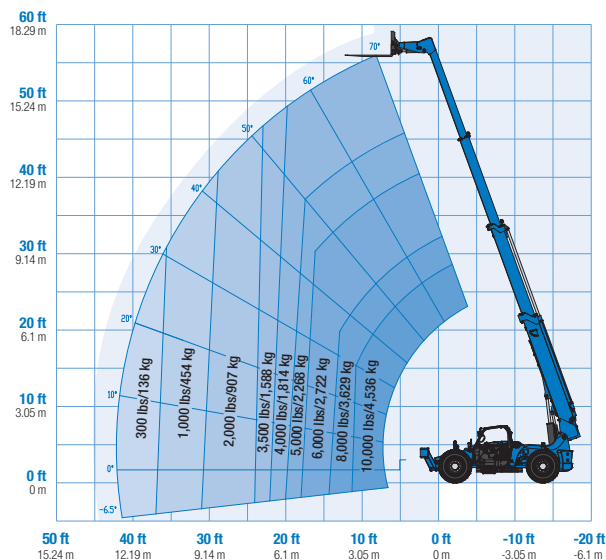
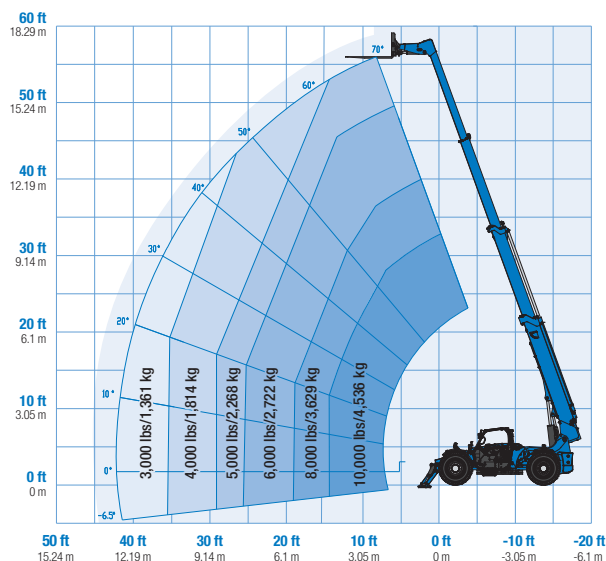
	31,416 lb	14,250 kg
--	-----------	-----------

## Standards Compliance

ANSI/ITSDF B56.6, CSA B335

\* Weight will vary depending on options and/or country standards.  
\*\* Load ratings vary depending on attachment.

Load Chart GTH™-1056\*\*



## Features

### Standard Features

#### Measurements

- 10,000 lb (4,536 kg) maximum lift capacity
- 56 ft 7 in (17.32 m) maximum lift height
- 42 ft (12.80 m) maximum reach

#### Productivity

- Full time 4WD
- 4WS
- Operator selectable front, crab, coordinated steering modes
- Frame leveling 10° side to side
- 3-speed forward and reverse powershift transmission
- Power assisted steering
- Inboard wet disc service brakes
- Wet disc spring applied parking brake
- 400/75-28 air-filled Enduro A/T hybrid tread tires
- Front and rear limited slip differential axles
- Rear axle stabilization system
- Twin axle mounted stabilizers
- High efficiency/variable displacement hydraulic pump
- ROPS/FOPS canopy
- Single, multi-function, proportional joystick
- Machine level indicator
- Full gauge cluster with engine diagnostics
- Boom angle indicator
- Retractable 3 in (7.6 cm) seatbelt
- Reverse motion alarm
- Adjustable suspension seat
- Auxiliary hydraulic circuit (15 GPM)
- Genie manual Quick-Attach™ system
- Lift Shackle at boom tip
- Tool and rigging tray
- Lift cylinder chock

### Options & Accessories

#### Productivity

- Fully enclosed cab (includes full glass, defroster, wiper, washer, right-side sliding window, split door)
- Fully enclosed cab air conditioning
- Front and top glass
- Flashing beacon
- Work lights (High output LED cab, boom and rear)
- Road lights (High output LED 2 front mounted, 1 backup, 2 rear stop/turn/tail)
- Fire extinguisher
- Rear proximity alarm
- Set of 4 fenders
- Rear facing camera

#### Engine Options

- Deutz TCD 3.6 L Tier 4f 74 hp (55 kW)
- Deutz TCD 3.6 L Tier 4f 121 hp (90 kW)
- Engine block heater
- Extreme cold weather package

#### Tire Options

- 14 x 28 in 12-ply pneumatic rough terrain tires
- 14 x 28 in 12-ply foam-filled rough terrain tires
- 14 x 24 in solid rubber tires
- 400/75-28 Foam Filled Enduro A/T tires

#### Transmission Options

- ECGenius Continuously Variable Transmission (CVT)\*
- 4 speed forward 3 speed reverse powershift transmission\*\*

### Options & Accessories

#### Attachment Options

- Carriages - Quick-Attach™
  - 60 in (1.52 m) rotating carriage (10° from center left and right)
  - 48 in (1.22 m) rotating carriage (10° from center left and right)
  - 48 in (1.22 m) standard carriage
  - 72 in (1.83 m) swing carriage (45° from center left and right)
  - 60 in (1.52 m) wide fork carriage
  - 72 in (1.83 m) wide fork carriage
- Forks
  - 48 in (1.22 m) pallet forks (set of two)
  - 48 in (1.22 m) cubing tines (set of six)
  - 60 in (1.52 m) pallet forks (set of two) 2.25 x 4 x 60 in (.06 x .10 x 1.52 m)
  - 72 in (1.83 m) pallet forks (set of two) 2.25 x 4 x 72 in (.06 x .10 x 1.83 m)



\* Available w/ 74hp engine only  
\*\* Available w/ 120hp engine only

### Genie United States

6464 185th Ave. NE  
Redmond, WA 98052  
Telephone +1 (425) 881-1800  
Toll Free in USA/Canada +1 (800)-536-1800  
Fax +1 (425) 883-3475

### Distributed By:

Effective Date: October, 2020. Product specifications and prices are subject to change without notice or obligation. The photographs and/or drawings in this document are for illustrative purposes only. Refer to the appropriate Operator's Manual for instructions on the proper use of this equipment. Failure to follow the appropriate Operator's Manual when using our equipment or to otherwise act irresponsibly may result in serious injury or death. The only warranty applicable to our equipment is the standard written warranty applicable to the particular product and sale and we make no other warranty, express or implied. Products and services listed may be trademarks, service marks or trade names of Terex Corporation and/or their subsidiaries in the USA and many other countries. Terex, Genie and AWP are registered trademarks of Terex Corporation or its subsidiaries. © 2020 Terex Corporation.