

Genie® GTH™ -1056

Specifications

Models	GTH-1056	
Measurements	US	METRIC
Maximum lift height	56 ft 7 in	17.25 m
Maximum forward reach	42 ft	12.80 m
A Height, stowed	8 ft 6 in	2.59 m
B Length, stowed (without forks)	22 ft 6 in	6.86 m
Width	8 ft 6 in	2.59 m
C Wheelbase	11 ft 6 in	3.50 m
D Ground clearance, center	1 ft 3 in	0.38 m
E Ground clearance, axle	1 ft 6 in	0.46 m
Fork cross section	2.25×4 in	57×101 mm

Productivity

Maximum lift capacity	10,000 lb	4,536 kg
Lift capacity at maximum height	5,000 lb	2,268 kg
Lift capacity at maximum reach	3,000 lb	1,361 kg
Raise/Lower boom	15/12 sec	
Extend/Retract	23/30 sec	
Drive speed	15 mph (74hp PS)	24 km/h (74hp PS)
	19 mph (74 hp CVT)	30 km/h (74 hp CVT)
	18 mph (121 hp PS)	29 km/h (121 hp PS)
Draw bar pull/ Break out force	21,340 lb (74hp PS)	9,679 kg (74hp PS)
	22,700 lb (74 hp CVT)	10,296 kg (74 hp CVT)
	23,110 lb (121 hp PS)	10,482 kg (121 hp PS)

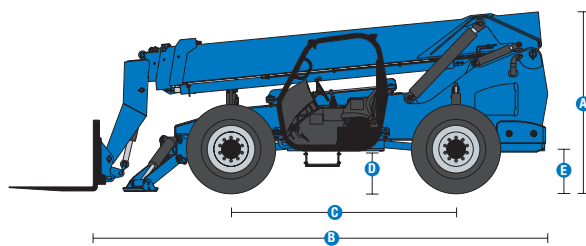
Frame leveling (side to side)	10°	
Turning radius, outside (4WS)	13 ft 3 in	4.04 m
Auxiliary hydraulic flow	2-15 gpm	7.6-56.8 lpm
Auxiliary hydraulic pressure	3,200 psi	220 bar
Tires, standard size	Genie Enduro A/T 400/75-28	

Power

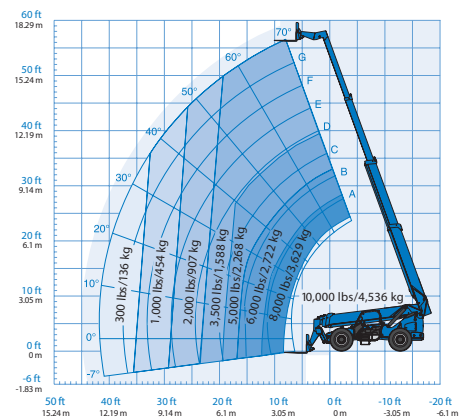
Power source	Diesel	
Electrical system voltage	12V	
Alternator	Deutz TCD 3.6 - 95 amp	
Battery	1000 CCA 0°F (-18°C)	
Hydraulic tank capacity	27 gal	102.2L
Hydraulic system capacity (w/tank)	52 gal	189.2L
Fuel tank capacity	30 gal	113.6L

Weight

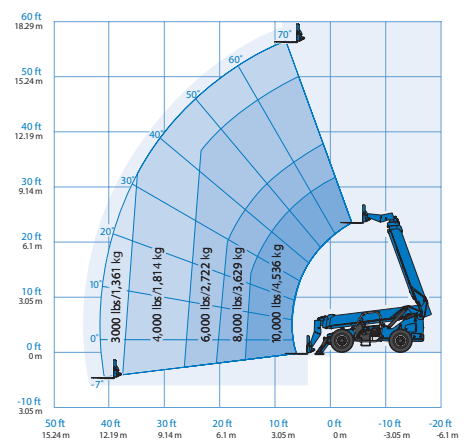
Weight*	31,416 lb	14,250 kg
---------	-----------	-----------



Range of motion GTH-1056 with stabilizers up



Range of motion GTH-1056 with stabilizers down



(1) Weight will vary depending on options and/or country standards.
 (2) Load ratings vary depending on attachment.

Genie® GTH™ -1056

SKU: Standard Model

- **GTH10561AI0056:** GTH-1056, 121 hp, PS, Closed cab w/ AC and heater
- GTH-1056, 74 hp, PS, Closed cab w/ AC and heater

* Build to Order

Option availability		S	S+	BtO	
Cab	3in/7.6cm high visibility red retractable seat belt		✓		
	Adjustable suspended seat		✓		
	Backup alarm		✓		
	Closed cab: AC, heater, defrost, wipers, washer, split door		✓		
	Closed cab: Heater, defrost, wipers, washer, split door			○	
	Fire extinguisher			○	
	Front and top glass			○	
	Full gauge cluster with engine diagnostics		✓		
	Fully proportional hydraulic boom controls		✓		
	Machine level indicator		✓		
	Mirrors - LH canopy mounted and RH chassis mounted		✓		
	Multi-function joystick controller		✓		
	Open cab ROPS/FOPS canopy			○	
	Power steering		✓		
	Rear Proximity Alarm			○	
	Rear proximity alarm with camera and display			○	
	Tilt steering wheel		✓		
	Chassis	121 hp, Deutz TCD 3.6, T4i, Side-mounted engine			○
		3-mode steering (2-wheel, 4-wheel and crab)		✓	
74 hp, Deutz TCD 3.6, T4f, Side-mounted engine			✓		
Air filled Enduro A/T tires				○	
Air-filled rough terrain tires			✓		
Continuous Variable Transmission (CVT) - 74 hp				○	
Electric block heater				○	
Extreme cold weather package				○	
Fenders set of four				○	
Flashing beacon				○	
Foam filled Enduro A/T tires				○	
Foam-filled rough terrain tires				○	
Frame leveling +/- 10 degrees			✓		
Full time 4WD with front limited split differential			✓		
Internal multiple wet disc brakes			✓		
Lift Connect Telematics				○	
Lift Connect with Access Manager upgrade				○	
Lockable battery disconnect				○	
Lojack stolen vehicle recovery system				○	
Positive air shutdown system				○	
Powershift transmission (PS) 3-speed 74 hp		✓			
Powershift transmission (PS) 4-speed 121 hp			○		
Rear axle stabilizing system		✓			
Road and work lights: High output LED front, cab, boom, rear			○		
Solid rough terrain tires			○		
Spring applied, hydraulic release parking brake		✓			
Twin axle mounted stabilizers		✓			
Work lights: High output LED cab, boom, rear			○		
Boom	Auxiliary hydraulic circuit (15 GPM)		✓		
	Boom angle indicator		✓		
	Genie manual Quick-Attach		✓		
	Lifting shackle at boom tip		✓		
	Self-leveling fork frame		✓		
Attachment	Cubing tines, 48in (2x2x48in)/(.05x.05x1.2m) - set of 6		✓		
	Lumber forks, 60in (1.75x7x60in)/(.04x.18x1.5m) - set of 2		✓		
	Pallet forks, 48in (2x4x48in)/(.05x.1x1.2m) - set of 2		✓		
	Pallet forks, 60in (2x4x60in)/(.05x.1x1.5m) - set of 2		✓		
	Pallet forks, 72in (2x4x72in)/(.05x.1x1.8m) - set of 2		✓		
	QA Carriage, 48in/1.2m		✓		
	QA Carriage, 60in/1.6m		✓		
	QA Carriage, 72in/1.8m		✓		
	QA Side tilt (rotating) carriage, 48in/1.2m		✓		
	QA Side tilt (rotating) carriage, 60in/1.5m		✓		
QA swing carriage, 72in/1.8m (45 deg L/R)		✓			
QA truss boom, variable reach, 14ft/4.27m		✓			

- S Standard
- S+ Standard +
- BtO Build to Order
- ✓ Standard Features
- Options




Side Mounted Engine



Lift Shackle



Long Life Tires



Other Accessories⁽¹⁾

- Fire extinguisher

(1) More accessories available from Genie Genuine Parts.

Product specifications are subject to change without notice or obligation. Photographs and/or drawings herein are for illustrative purposes only. Refer to the appropriate Operator's Manual for instructions on proper equipment use. Failure to follow instructions in the Operator's Manual may result in serious injury or death. The only warranty applicable to our equipment is the standard written warranty applicable to the particular product and sale and we make no other warranty, express or implied. Products and services listed may be trademarks, service marks or trade names of Terex Corporation and/or their subsidiaries in the USA and many other countries. Terex, Genie, Quality By Design, Xtra Capacity, Lift Power, Lift Guard, Lift Tools, Lift Connect and Tech Pro Link are registered trademarks of Terex Corporation or its subsidiaries.