

Genie® GS™ -3232 & GS-3246

Specifications

Models	GS-3232		GS-3246 (Xtra Height)	
Measurements	US	Metric	US	Metric
Working height max. - indoor ⁽¹⁾	38 ft 1 in	11.78 m	38 ft 1 in	11.78 m
Working height max. - outdoor ⁽¹⁾	24 ft	7.49 m	38 ft 1 in	11.78 m
A Platform height max. - indoor	32 ft 1 in	9.78 m	32 ft 1 in	9.78 m
A Platform height max. - outdoor	18 ft	5.49 m	32 ft 1 in	9.78 m
B Platform height - stowed	4 ft 4 in	1.32 m	4 ft 4 in	1.32 m
C Platform length - outside	7 ft 5 in	2.26 m	7 ft 5 in	2.26 m
C Platform length - outside, extended	10 ft 5 in	3.18 m	10 ft 5 in	3.18 m
Slide-out platform extension deck - length	3 ft	0.91 m	3 ft	0.91 m
D Platform width - outside	32.9 in	0.84 m	3 ft 10 in	1.18 m
Guardrail height	3 ft 7 in	1.10 m	3 ft 7 in	1.10 m
Toeboard height	6 in	15 cm	6 in	15 cm
E Machine Height - stowed (folding rails)	8 ft	2.44 m	8 ft	2.44 m
Machine Height - stowed (rails lowered)	6 ft 10 in	2.08 m	6 ft	1.83 m
F Length machine - stowed	8 ft	2.44 m	8 ft	2.44 m
F Length machine - stowed, extended	10 ft 11 in	3.33 m	10 ft 11 in	3.33 m
G Width	32.2 in	0.82 m	3 ft 10 in	1.18 m
H Wheelbase	6 ft 1 in	1.85 m	6 ft 1 in	1.85 m
I Ground clearance (center) - pothole guards retracted	5 in	12 cm	5 in	12 cm
I Ground clearance - pothole guards deployed	0.9 in	2.30 cm	0.9 in	2.30 cm

Productivity

Max. platform occupancy (in/out)	2/1		2/1	
Lift capacity	500 lb	227 kg	700 lb	318 kg
Lift capacity - extension deck extended	250 lb	113 kg	250 lb	113 kg
Max. platform drive height	20 ft	6.71 m	32 ft 1 in	9.78 m
Drive speed - stowed	2.0 mph	3.2 km/h	2.0 mph	3.2 km/h
Drive speed - raised	0.5 mph	0.8 km/h	0.5 mph	0.8 km/h
Gradeability - stowed ⁽²⁾	25%		25%	
Turning radius - inside/outside	0/7 ft	0/2.13 m	0/7 ft 6 in	0/2.29 m
Lifting speed - raise/lower	58/32 sec		53/34 sec	
Tilt sensor activation (front to back/side to side)	3° / 1.5°		3° / 1.5°	
Max. outrigger leveling (front to back/side to side)	2° / 5°		-	
Tires - solid non-marking	15×5 in	38×13 cm	15×5 in	38×13 cm

Power

Power - FLA	24V DC (4×6V 210Ah)	24V DC (4×6V 210Ah)
Power - Lithium-Ion	24V DC (1×24V 90Ah)	24V DC (1×24V 90Ah)
Hydraulic tank capacity (E-Drive)	4 gal	15 L

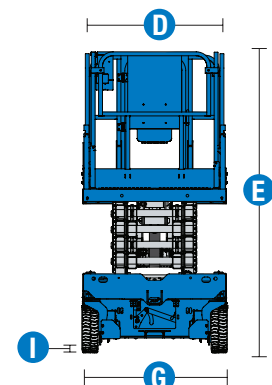
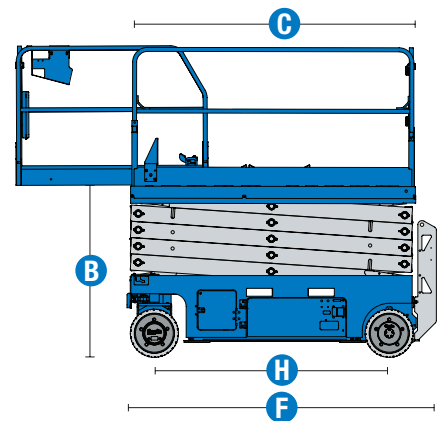
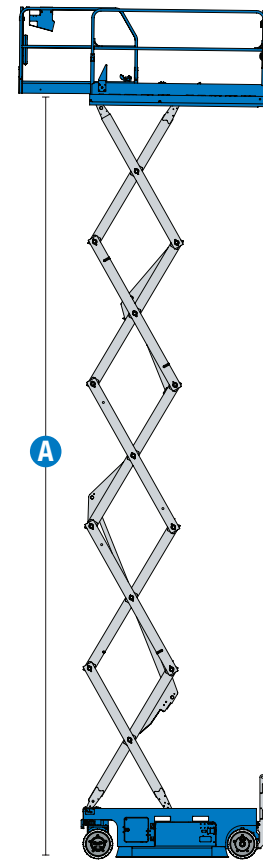
Weight⁽³⁾ and Floor Loading⁽⁴⁾

Weight	5,367 lb	2,434 kg	6,120 lb	2,776 kg
Weight max. (adding all possible options)	5,537 lb	2,512 kg	6,288 lb	2,852 kg
Tire load max.	1,909 lb	866 kg	2,304 lb	1,045 kg
Tire contact pressure	125 psi	864 kPa	153.6 psi	1,059 kPa
Occupied floor pressure	307 psf	14.72 kPa	246 psf	11.80 kPa

Sound and Vibration Levels

Sound Pressure level (ground workstation)	< 70 dBA		< 70 dBA	
Sound Pressure level (platform workstation)	< 70 dBA		< 70 dBA	
Vibrations	< 8 ft 2 in/s ²	< 2.5 m/s ²	< 8 ft 2 in/s ²	< 2.5 m/s ²

(1) The metric equivalent of working height adds 2 m to platform height. US adds 6 ft to platform height.
 (2) Gradeability applies to driving on slopes and may vary depending on options and machine configurations. See operator's manual for details regarding slope ratings.
 (3) Weight refers to standard configuration and may vary depending on options and/or country standards.
 (4) Floor loading information is approximate and may vary depending on options and machine configurations. It should be used only with adequate safety factors.



Genie® GS™ -3232 & GS-3246

SKU: Standard Model

- **GS3232E1UE0028:** GS-3232, Auto leveling hydraulic outriggers, E-Drive

* Build to Order

SKU: Standard Model

- **GS3246E1UE0024:** GS-3246, E-Drive, XH

Option availability		S	S+	BtO
Power	Standard FLA flooded lead acid batteries	✓	✓	✓
	Battery Isolation Kit		○	○
	Battery Maintenance-Free Kit			○
	Dual Pole Battery Isolation Kit		○	○
	Rear recessed charger receptacle	✓	✓	✓
Platform	Xtra Height (XH) Full Height Outdoor (GS-3246 only)	✓	✓	✓
	Folding rails, Full-height swing gate (GS-3246)	✓	✓	✓
	Folding rails, Half-height swing gate (GS-3232)	✓	✓	✓
	Slide out extension deck	✓	✓	✓
	240Volt Power To Platform Kit		○	○
	EQSS Overwatch Smartlink		○	○
	Forming Platform Controls Smartlink GS		○	○
	Platform Worklights (Single)		○	○
	White Noise Alarm Kit		○	○
	Descent, tilt and motion alarm	✓	✓	✓
	Diamond plate platform deck	✓	✓	✓
	Dual LED flashing beacons	✓	✓	✓
	Electric horn	✓	✓	✓
	Lanyard attachment points	✓	✓	✓
	Platform load sense system	✓	✓	✓
	Proportional drive and lift	✓	✓	✓
	SmartLink dual zone control system on GS-3232	✓	✓	✓
	SmartLink single zone control system on GS-3246	✓	✓	✓
Chassis	Lift Connect Telematics		○	○
	Lift Connect with Access Manager upgrade		○	○
	Bubble level			○
	Lift Tools Spill Guard (E-Drive)			○
	Wheel Chock Kit			○
	Auto leveling hydraulic outriggers (GS-3232)	✓	✓	✓
	Auxiliary platform lowering	✓	✓	✓
	Driveable at full height (GS-3246 only)	✓	✓	✓
	Dual front wheel sealed AC electric drive motors (E-Drive)	✓	✓	✓
	Electric brake release (E-Drive)	✓	✓	✓
	On board diagnostic system with battery charge indicator	✓	✓	✓
	Pothole protection	✓	✓	✓
	Side and rear fork pockets	✓	✓	✓
	Solid non-marking tires	✓	✓	✓
	Tech Pro Link connector	✓	✓	✓
	Tie-down and lifting points	✓	✓	✓

- S Standard
- S+ Standard +
- BtO Build to Order
- ✓ Standard Features
- Options



Indoor & Outdoor Use



Side Forklift Pockets



Optional E-Drive



Genie Genuine Accessories⁽¹⁾

- Lift Tools Productivity Tools
- Lift Connect Telematics
- Tech Pro Link Handheld Device

(1) More accessories available from Genie Genuine Parts.

Product specifications are subject to change without notice or obligation. Photographs and/or drawings herein are for illustrative purposes only. Refer to the appropriate Operator's Manual for instructions on proper equipment use. Failure to follow instructions in the Operator's Manual may result in serious injury or death. The only warranty applicable to our equipment is the standard written warranty applicable to the particular product and sale and we make no other warranty, express or implied. Products and services listed may be trademarks, service marks or trade names of Terex Corporation and/or their subsidiaries in the USA and many other countries. Terex, Genie, Quality By Design, Xtra Capacity, Lift Power, Lift Guard, Lift Tools, Lift Connect and Tech Pro Link are registered trademarks of Terex Corporation or its subsidiaries.