

Genie® GS™ -3390, GS-4390 & GS-5390

Specifications

Models	GS-3390	GS-4390	GS-5390
Working height max. ⁽¹⁾	12.06 m	15.11 m	18.15 m
A Platform height max.	10.06 m	13.11 m	16.15 m
B Platform height - stowed ⁽²⁾	1.55 m	1.80 m	2.02 m
C Platform length - outside	3.98 m	3.98 m	3.98 m
Platform length - Outside, extended single deck	5.34 m	5.34 m	5.34 m
D Platform length - Outside, extended dual deck	6.57 m	6.57 m	6.57 m
E Slide-out platform extension deck - front	1.52 m	1.52 m	1.52 m
F Slide-out platform extension deck - rear	1.22 m	1.22 m	1.22 m
G Platform width - outside	1.83 m	1.83 m	1.83 m
H Height - stowed (folding rails)	2.71 m	2.93 m	3.15 m
Height - stowed (rails lowered)	2.03 m	2.25 m	2.47 m
I Length - stowed, single deck	3.94 m	3.94 m	*
Length - stowed, dual deck	3.98 m	3.98 m	-
Length - stowed, with outriggers	4.88 m	4.88 m	4.88 m
Length - extended, single deck	5.40 m	5.40 m	5.40 m
Length - extended, dual deck	6.57 m	6.57 m	6.57 m
J Width (standard tires)	2.34 m	2.34 m	2.34 m
K Wheelbase	2.84 m	2.84 m	2.84 m
L Ground clearance (center)	36 cm	36 cm	36 cm

Productivity

Max. platform occupancy (in/out)	7/7	7/7	7/7
Lift capacity	1,134 kg	680 kg	680 kg
Lift capacity - extension deck extended	227 kg	227 kg	227 kg
Max. platform drive height	10.06 m	13.11 m	9.14 m
Drive speed - stowed	8.0 km/h	8.0 km/h	8.0 km/h
Drive speed - raised	1.1 km/h	1.1 km/h	1.1 km/h
Gradeability - stowed ⁽³⁾	50 %	50 %	40 %
Turning radius - inside/outside	2.16 m/5.33 m	2.16 m/5.33 m	2.16 m/5.33 m
Lifting speed - raise/lower	45/29 sec	45/39 sec	60/49 sec
Max. outrigger leveling (front to back /side to side)	7°/12°	7°/12°	7°/12°

Drive

Tires - Foam-filled rough terrain	30×84 cm	30×84 cm	30×84 cm
-----------------------------------	----------	----------	----------

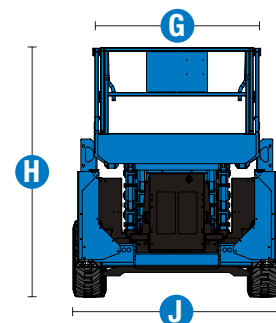
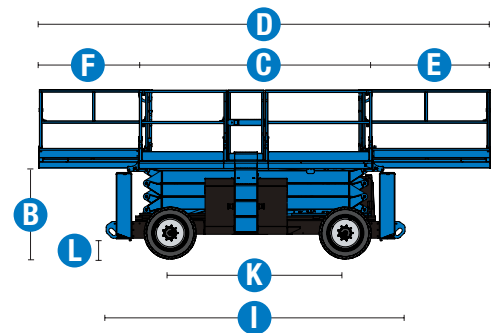
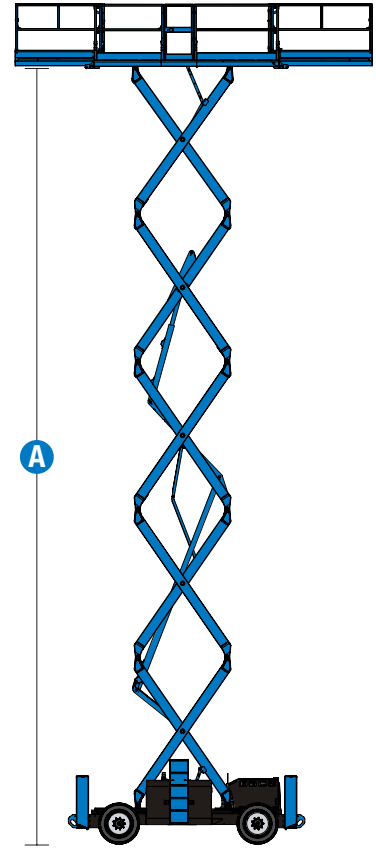
Power

Power	Diesel	Diesel	Diesel
Fuel Tank	75.7 L	75.7 L	75.7 L
Hydraulic tank capacity	113.6 L	113.6 L	113.6 L
Weight	5,433 kg	5,849 kg	7,515 kg
Weight with outriggers	6,195 kg	6,628 kg	7,515 kg
Additional weight, optional dual deck	356 kg	356 kg	356 kg
Additional weight, optional super deck	411 kg	411 kg	411 kg
Additional weight, optional generator	48 kg	48 kg	48 kg
Tire load max.	2,147 kg	2,142 kg	2,401 kg
Tire contact pressure - front, platform fully extended	796 kPa	794 kPa	890 kPa
Occupied floor pressure	8.00 kPa	7.98 kPa	8.94 kPa

Sound and Vibration Levels

Sound Pressure level (ground workstation)	< 88 dBA	< 88 dBA	< 88 dBA
Sound Pressure level (platform workstation)	< 78 dBA	< 78 dBA	< 78 dBA
Vibrations	< 2.5 m/s ²	< 2.5 m/s ²	< 2.5 m/s ²

- (1) The metric equivalent of working height adds 2 m to platform height. US adds 6 ft to platform height.
 (2) Based on RT tires; deduct 2 in/5.8 cm for turf and non-marking tires.
 (3) Gradeability applies to driving on slopes and may vary depending on options and machine configurations. See operator's manual for details regarding slope ratings.
 (4) Weight refers to standard configuration and may vary depending on options and/or country standards.
 (5) Floor loading information is approximate and may vary depending on options and machine configurations. It should be used only with adequate safety factors.
 * GS-5390 comes standard with outriggers. Machine length with outriggers represents overall length.



Genie® GS™ -3390, GS-4390 & GS-5390

SKU: Standard Model

- GS-3390, Oscillating Axle*
- GS-4390*
- GS-5390, Auto leveling outriggers*

* Build to Order

Option availability		S	S+	BtO
Power	48.7 hp, 36.3 kW, Deutz D2011, Diesel, T4i/Stage IIIA			✓
	Diesel catalytic scrubber muffler (T4i/Stage IIIA)			○
Platform	Folding rails, Full-height swing gate			✓
	Single slide-out extension deck			✓
	Dual slide-out extension deck			○
	7.38m Super Deck (Front extn. 1.92m/Rear extn. 1.62m)			○
	Air line to platform			○
	Locking Keyswitch			○
	3kW AC Generator, 110V/50Hz			○
	3kW AC Generator, 220V/50Hz			○
	AC power to platform			✓
	Diamond plate platform deck			✓
	Electronic horn			✓
	Lanyard attachment points			✓
	Platform control guard (PCON)			✓
	Platform control with fault indicator			✓
	Platform load sense system			✓
	Proportional drive and lift			✓
	Self-closing entry gate			✓
Chassis	Lift Connect Telematics			○
	Lift Connect with Access Manager upgrade			○
	Biodegradable hydraulic oil			○
	Rough Terrain, foam-filled tires			✓
	Rough Terrain, foam-filled, non-marking tires			○
	Active oscillating axle			○
	4 wheel drive			✓
	Auto leveling hydraulic outriggers			○
	Descent, tilt and motion alarm			✓
	Dual LED flashing beacons			✓
	Hydraulic oil cooler			✓

7.38m Super Deck platform requires outriggers

Required Option for Korea: Genie GS-3390RT needs secondary guarding

- S Standard
- S+ Standard +
- BtO Build to Order
- ✓ Standard Features
- Options



4 Wheel Drive



Optional
Oscillating axle



Slide-Out
Engine Tray



Genie Genuine Accessories⁽¹⁾

- Lift Tools Productivity Tools
- Lift Connect Telematics
- Tech Pro Link Handheld Device

(1) More accessories available from Genie Genuine Parts.

Product specifications are subject to change without notice or obligation. Photographs and/or drawings herein are for illustrative purposes only. Refer to the appropriate Operator's Manual for instructions on proper equipment use. Failure to follow instructions in the Operator's Manual may result in serious injury or death. The only warranty applicable to our equipment is the standard written warranty applicable to the particular product and sale and we make no other warranty, express or implied. Products and services listed may be trademarks, service marks or trade names of Terex Corporation and/or their subsidiaries in the USA and many other countries. Terex, Genie, Quality By Design, Xtra Capacity, Lift Power, Lift Guard, Lift Tools, Lift Connect and Tech Pro Link are registered trademarks of Terex Corporation or its subsidiaries.