

Genie® Z[®]-30/20N & Z-30/20N RJ

Specifications

Models	Z-30/20N		Z-30/20N RJ	
Measurements	US	Metric	US	Metric
Working height max.(1)	36ft	11.14m	35ft 2in	10.89m
Platform height max.	30ft	9.14m	29ft 2in	8.89m
Horizontal reach max.	21ft 5in	6.53m	20ft 6in	6.25m
Up and over clearance max.	12ft 8in	3.86m	12ft 8in	3.86m
A Platform length	2ft 6in	0.76m	2ft 6in	0.76m
B Platform width	3ft 10in	1.17m	3ft 10in	1.17m
C Height - stowed	6ft 6.5in	2.00m	6ft 6.5in	2.00m
D Length - stowed	16ft 9in	5.11m	17ft 5in	5.31m
E Storage height	6ft 7in	2.08m	7ft 4in	2.24m
F Storage length	11ft 6in	3.5m	12ft	3.66m
G Width	3ft 11in	1.19m	3ft 11in	1.19m
H Wheelbase	5ft 2in	1.58m	5ft 2in	1.58m
I Ground clearance - center	3.5in	0.09m	3.5in	0.09m

Productivity

Lift capacity max. - unrestricted	500lb	227kg	500lb	227kg
Platform rotation	180°		180°	
Jib length	4ft	1.22m	4ft	1.22m
Vertical jib rotation	139°		139°	
Horizontal jib rotation	—		180°	
Turntable rotation	355°		355°	
Turntable tailswing	0in	0cm	0in	0cm
Drive speed - stowed ⁽²⁾	3.0mph	4.8km/h	3.0mph	4.8km/h
Drive speed - raised	0.68mph	1.1km/h	0.68mph	1.1km/h
Gradeability - stowed ⁽²⁾	35%		35%	
Tilt sensor activation (front to back/side to side)	2.5°- 4.5°/4.5°		2.5°- 4.5°/4.5°	
Turning radius - inside/outside	5ft 5in/ 10ft 7in	1.65m/ 3.23m	5ft 5in/ 10ft 7in	1.65m/ 3.23m
Tires (solid, non-marking)	22×7× 17.75in	56×18× 45cm	22×7× 17.75in	56×18× 45cm

Power

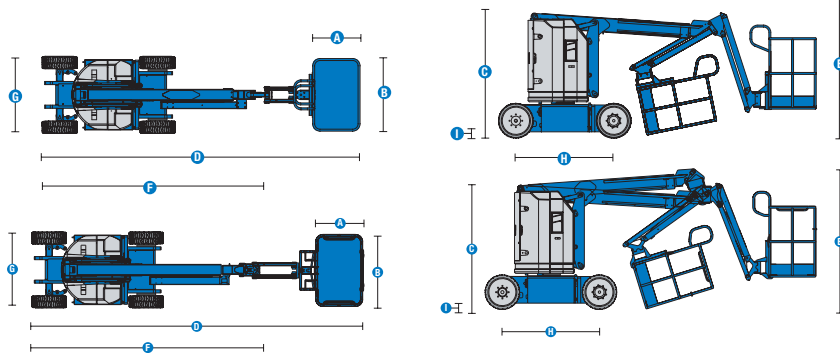
Power	48V DC (8×6V 350Ah)		48V DC (8×6V 350Ah)	
Auxiliary power unit	24V DC		24V DC	
Hydraulic tank capacity	4gal	15.1L	4gal	15.1L

Weight⁽³⁾ and Floor Loading⁽⁴⁾

Weight	14,421lb	6,541kg	14,562lb	6,605kg
Tire contact pressure	103psi	710kPa	103psi	710kPa
Occupied floor pressure (tires)	535psf	25.62kPa	537psf	25.71kPa

Sound and Vibration Levels

Sound Pressure level (ground workstation)	< 70 dBA		< 70 dBA	
Sound Pressure level (platform workstation)	< 70 dBA		< 70 dBA	
Vibrations	8ft 2in/s ²	2.5m/s ²	8ft 2in/s ²	2.5m/s ²



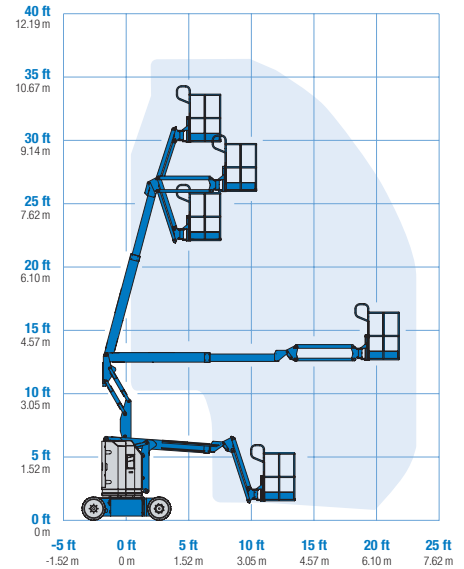
(1) The metric equivalent of working height adds 2m to platform height. The imperial equivalent adds 6ft to platform height.

(2) Gradeability applies to driving on slopes and may vary depending on options and machine configurations. See operator's manual for details regarding slope ratings.

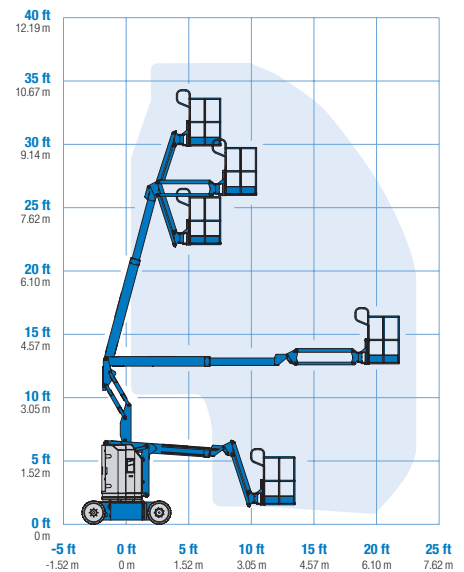
(3) Weight refers to standard configuration and may vary depending on options and/or country standards.

(4) Floor loading information is approximate and may vary depending on options and machine configurations. It should be used only with adequate safety factors.

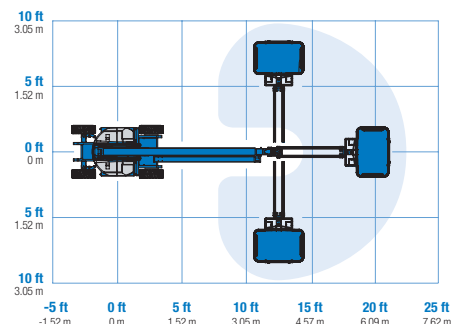
Range of motion Z-30/20N



Range of motion Z-30/20N RJ



Jib range of motion Z-30/20N RJ



Genie® Z[®]-30/20N & Z-30/20N RJ

SKU: Standard Model

- **Z30N0001CE0008:** Z-30/20N, DC Power, 110V, 2WD
- **Z30NRJ01CE0005:** Z-30/20N RJ, DC Power, 110V, 2WD
- **Z30N0001CE0002:** Z-30/20N, DC Power, 220V, 2WD

* Build to Order

SKU: Standard Model

- **Z30NRJ01CE0004:** Z-30/20N RJ, DC Power, 220V, 2WD

Option availability		S	S+	BtO
Power	Standard FLA flooded lead acid battery	✓	✓	✓
	AGM Maintenance-free batteries			○
	Low voltage interrupt (LVI) with battery charge indicator (BCI)	✓	✓	✓
Platform	3ft 10in/1.17m steel platform	✓	✓	✓
	Power to platform, no RCBO	✓	✓	✓
	Power to platform with RCBO		○	○
	Air line to platform			○
	Control box covers		○	○
	Light Package: drive and work lights			○
	Platform auxiliary top rail			○
	Platform level cutout		○	○
	4ft/1.2m Jib	✓	✓	✓
	Alarm package: flashing beacons, descent, travel and tilt alarms	✓	✓	✓
	Drive enable system	✓	✓	✓
	Horn	✓	✓	✓
	Lift Guard Contact Alarm	✓	✓	✓
	Lift Guard Lanyard Alert		○	○
	Lift Guard Lanyard Alert Advanced		○	○
	Platform load sense system	✓	✓	✓
	Proportional controls	✓	✓	✓
	Self-leveling platform	✓	✓	✓
Chassis	Lift Connect Telematics		○	○
	Telematics-ready	✓	✓	✓
	Lift Connect with Access Manager upgrade		○	○
	Eco32 biodegradable hydraulic oil		○	○
	Chassis tilt lift and drive function cut-out		○	○
	Hostile environment kit			○
	Chassis tilt drive function cut-out	✓	✓	✓
	Dual parallelogram lift linkage	✓	✓	✓
	Hour meter	✓	✓	✓
	Solid, non-marking tires	✓	✓	✓
Zero tail swing	✓	✓	✓	

- S Standard
- S+ Standard +
- BtO Build to Order
- ✓ Standard Features
- Options



Zero Tailswing



Narrow Access



Rotating Jib



Genie Genuine Accessories⁽¹⁾

- Lift Tools Productivity Tools
- Lift Connect Telematics
- Tech Pro Link Handheld Device

(1) More accessories available from Genie Genuine Parts.

Product specifications are subject to change without notice or obligation. Photographs and/or drawings herein are for illustrative purposes only. Refer to the appropriate Operator's Manual for instructions on proper equipment use. Failure to follow instructions in the Operator's Manual may result in serious injury or death. The only warranty applicable to our equipment is the standard written warranty applicable to the particular product and sale and we make no other warranty, express or implied. Products and services listed may be trademarks, service marks or trade names of Terex Corporation and/or their subsidiaries in the USA and many other countries. Terex, Genie, Quality By Design, Xtra Capacity, Lift Power, Lift Guard, Lift Tools, Lift Connect and Tech Pro Link are registered trademarks of Terex Corporation or its subsidiaries.