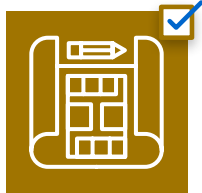




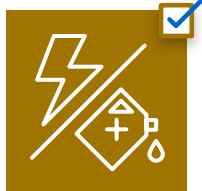
USE THIS CHECKLIST WHEN RENTING AERIAL LIFTS

Do you need an aerial lift for an upcoming job but could use help choosing the right one? When you're ready to rent a boom lift, scissor lift or telehandler, run through this list with your rental provider so they can recommend the best equipment for your job.*



APPLICATION TYPE

Whether you are planning to use the machine on a single job or multiple jobs could indicate how flexible the model needs to be. Some equipment offers the versatility to perform various kinds of work in different environments, like AC-drive hybrid machines. Others are designed to optimize work in specific applications. Also, whether the work is indoors, outdoors or both could impact what you need in terms of power source, accessibility and ability to navigate certain types of terrain and grades.



POWER SOURCE

Determining whether fuel or electricity is readily available at your jobsite and whether you will need to travel significant distances or make frequent trips will help you find the machine with the best balance of drive performance, cost, energy efficiency and availability.



UNUSUAL JOBSITE CONDITIONS

Specialty jobsite considerations, such as noise and emissions restrictions, extreme temperatures or sensitive terrain (e.g., grass, mud or even tile) make a difference when renting equipment. Make sure to let your rental provider know of any unusual jobsite conditions.

*These are equipment-related tips and do not cover other business or financial questions you may have when renting.



CAPACITY

Whether it's people and their equipment in a MEWP or material with a telehandler, you'll want to estimate how much weight you'll need the machine to lift so that you can get one with the platform or lift capacity to meet your needs.



SAFETY FEATURES

Make sure your equipment rental meets your safety requirements. If you're working at height, fall prevention features are especially important. For example, all Genie 6- and 8-foot boom platforms come standard with eight approved lanyard attachment points, allowing operators to work outside of the platform with a double lanyard system while maintaining 100% tie-off. Also, the [Genie® Fall Arrest Bar](#) has a sliding, horizontal track that allows the operator to tie off and move freely outside of the platform using a single 6-foot shock-absorbing lanyard.



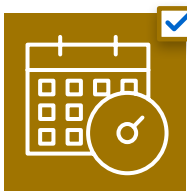
MACHINE TRAINING

Safe operation of any MEWP or telehandler starts with proper training. Some manufacturers, [including Genie](#), offer high-quality operator training and train-the-trainer courses to ensure that you are operating the equipment properly and safely. Your rental partner may be a source too. In many cases, they have been trained by the manufacturers themselves on equipment and accessories.



ACCESSORIES OR ATTACHMENTS

What type of work will you be doing with the lift? What are the specific needs to accomplish these tasks? Sharing this information with your rental provider will allow them to help you determine if your crews would benefit from any accessories or attachments. For example, if you're welding, [the Genie Lift Power "Welder-Ready" System](#) offers 70% more power to the platform than other boom lifts and eliminates more than 100 feet of hanging cables.



RENTAL PERIOD

How long the equipment is required on the jobsite could impact serviceability and on-site refuel or recharge capabilities. For extended needs, it may also be worth comparing rental versus purchase costs with your equipment provider for the most cost-effective approach.

Use this checklist and your Genie dealer's expertise to get the best machine for your job.

Find your dealer at genielift.com/en/find-a-dealer.