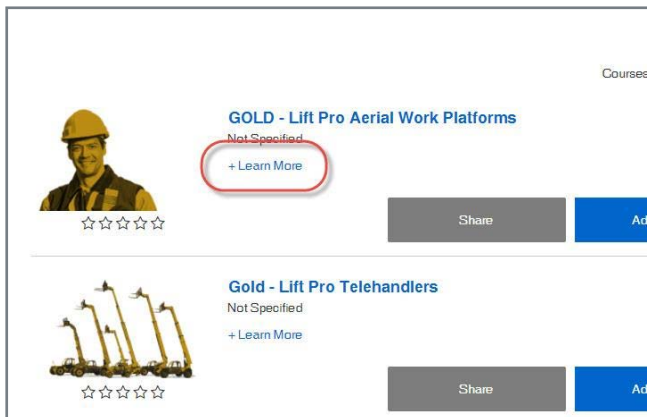


Welcome to LMS Checkout

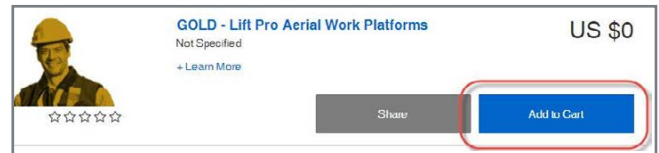
1. Select “All Courses” to display a list of all available courses.



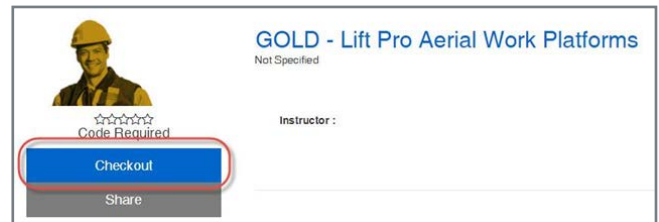
2. Find the course to be purchased and click “Learn More”.



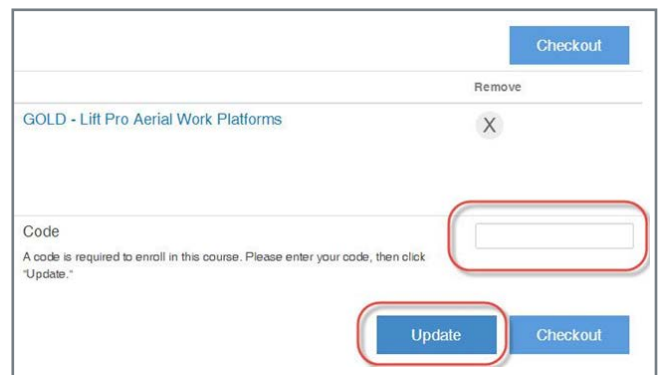
3. Click “Add to Cart”.



4. Click “Checkout”.



5. Enter the code from the scratch-off card into the “Coupon Code” field, then click update.



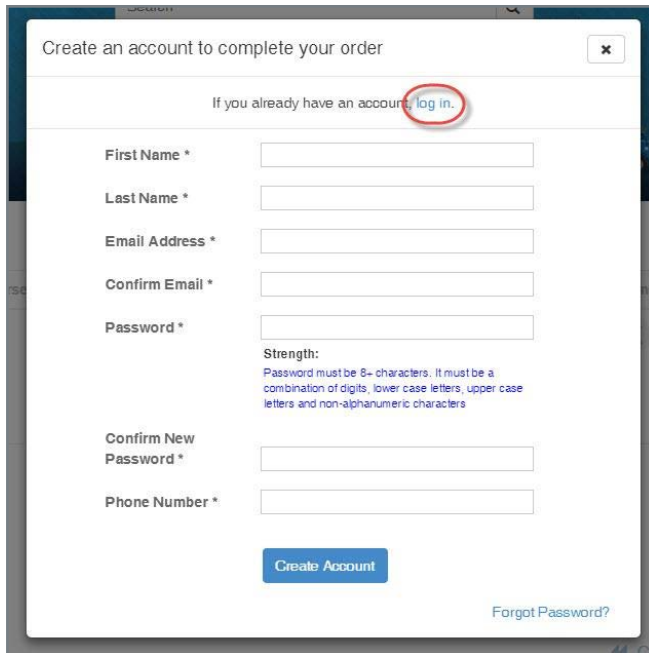
6. Enter the Enrollment Code and click “Checkout”.



Continued on the next page

Welcome to LMS Checkout - Continued

7. Create an account, supplying the requested information. If you already have an account, click the link at the top of the dialog box to log in.



Create an account to complete your order

If you already have an account, [log in.](#)

First Name *

Last Name *

Email Address *

Confirm Email *

Password *

Strength:
Password must be 8+ characters. It must be a combination of digits, lower case letters, upper case letters and non-alphanumeric characters

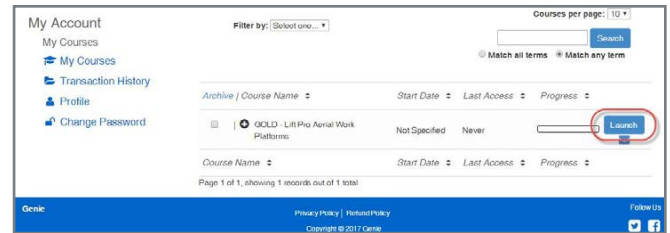
Confirm New Password *

Phone Number *

Create Account

[Forgot Password?](#)

9. Click “Launch” to go to the course. If this is the first time you have accessed the site, please read and agree to the Site policy agreement.



My Account

Filter by: [Select one...](#) [Search](#)

[Match all terms](#) [Match any term](#)

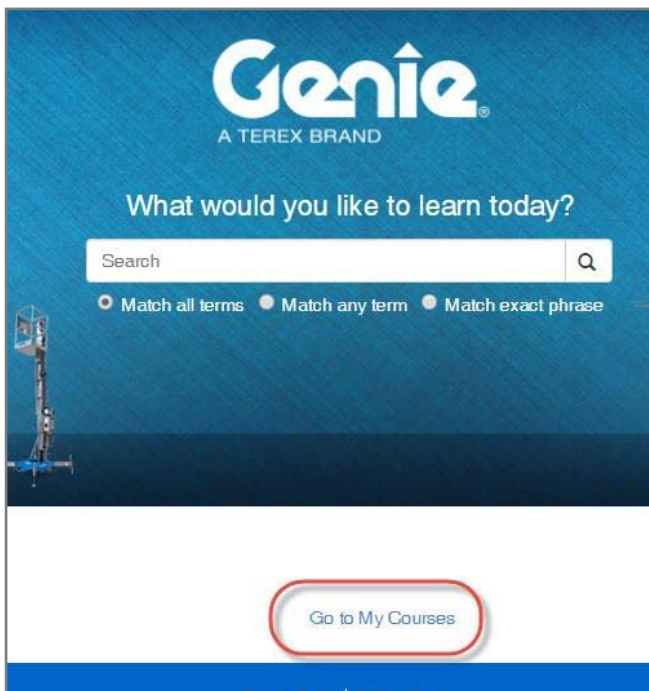
Archive Course Name	Start Date	Last Access	Progress
GOLD - Lift Pro Aerial Work Platforms	Not Specified	Never	Launch

Page 1 of 1, showing 1 records out of 1 total

Genie Privacy Policy Return Policy Copyright © 2017 Genie

10. Click the course name, then click the “Enter” to start the training module.

8. Click “Go to My Courses”.



Genie
A TEREX BRAND

What would you like to learn today?

Search

☐ Match all terms ☐ Match any term ☐ Match exact phrase

[Go to My Courses](#)